

Screenings Reported by CFC/CPS/DCFS and ZIP / FY2018 Q3

Zip Code	Total Screened	Ages (in Months)						Not Referred	Total Referred	Screenings of Children involved with DCFS			# of Children Ages 0 to 3 Referred to								# of Children Ages 3 to 5 Referred to						Sub-Totals											
		0-11	12-23	24-35	36-47	48-60	61+			In Intact Family Services	Children of Teen Wards	In Foster Care	LEA EI	LEA (ECSE)	PI (center-based)	Child Care Program	HV	Other Services	Multiple Services	Rescreening	LEA (ECSE)	PFA	HS	Child Care Program	HV	Other Services	Multiple Services	Rescreening	Ages 0-35 mos.	Ages 36-61+ mos.								
CFC #01	Child and Family Connections 1752 Windsor Road, Suite 102 P.O. Box 16390 Loves Park, IL 61132-6390 - Dee Dee Lowery																																					
61008	31	0	0	0	11	20	0	3	28	0	0	1	0	0	0	0	0	0	0	0	0	0	0	0	0	0	0	4	0	0	0	0	23	0	1	0	31	
61010	59	0	0	5	44	10	0	52	7	2	0	0	0	0	0	0	0	0	0	0	0	0	0	0	0	0	0	0	7	0	0	0	0	0	0	0	5	54
61012	16	0	0	2	9	5	0	0	16	0	0	0	1	0	0	0	0	0	0	0	0	0	0	0	0	0	2	8	0	0	0	1	0	4	2	14		
61024	3	0	0	0	2	1	0	0	3	0	0	2	0	0	0	0	0	0	0	0	0	0	0	0	0	0	0	3	0	0	0	0	0	0	0	0	3	
61030	32	0	0	5	19	8	0	0	32	0	0	0	0	0	0	0	0	0	0	0	0	0	0	0	0	0	0	4	0	28	0	0	0	0	0	5	27	
61063	31	0	0	0	7	23	1	20	11	0	0	0	0	0	0	0	0	0	0	0	0	0	0	0	0	0	4	2	0	0	0	3	0	2	0	31		
61068	72	0	0	10	37	25	0	69	3	0	0	0	0	0	0	0	0	0	0	0	0	0	0	0	0	0	3	0	0	0	0	0	0	0	0	10	62	
61072	242	0	0	13	52	118	59	143	99	1	0	0	1	7	0	0	0	0	0	0	1	4	16	46	0	0	0	0	0	6	32	13	229					
61073	293	1	1	29	92	116	54	223	70	0	0	0	0	9	0	0	0	0	0	0	0	0	20	29	0	0	0	0	0	0	0	12	31	262				
61079	12	0	0	0	2	2	8	11	1	0	0	0	0	0	0	0	0	0	0	0	0	0	0	0	0	0	0	0	0	0	0	0	1	0	12			
61080	132	0	1	11	29	68	23	120	12	0	0	0	1	0	0	0	0	0	0	0	0	0	0	10	0	0	0	0	0	0	0	1	12	120				
61088	26	0	0	3	19	4	0	8	18	0	0	0	0	0	0	0	0	0	1	0	1	1	0	0	0	0	0	12	0	3	3	3	23					
61101	21	2	1	4	7	6	1	19	2	1	0	1	0	0	0	0	0	0	0	0	0	0	0	1	0	0	0	0	0	0	1	7	14					
61102	10	2	4	3	1	0	0	10	0	0	0	0	0	0	0	0	0	0	0	0	0	0	0	0	0	0	0	0	0	0	0	0	0	9	1			
61103	19	2	6	7	4	0	0	15	4	1	0	1	0	0	0	0	0	0	0	0	0	0	2	2	0	0	0	0	0	0	0	0	15	4				
61104	43	7	10	19	7	0	0	29	14	0	0	4	4	0	0	0	0	0	0	0	0	0	10	0	0	0	0	0	0	0	0	0	36	7				
61107	19	3	8	6	2	0	0	15	4	0	0	0	1	0	0	0	0	0	0	0	0	0	3	0	0	0	0	0	0	0	0	0	17	2				
61108	15	3	3	5	4	0	0	13	2	0	0	2	0	0	0	0	0	0	0	0	0	0	2	0	0	0	0	0	0	0	0	0	11	4				
61109	17	1	3	4	6	3	0	11	6	0	0	0	0	0	0	0	0	0	0	0	0	0	1	4	0	0	0	0	0	0	1	8	9					
61111	16	4	3	4	3	2	0	12	4	0	0	0	0	0	0	0	0	0	0	0	0	0	4	0	0	0	0	0	0	0	0	0	11	5				
61114	3	0	0	3	0	0	0	1	2	0	0	0	0	0	0	0	0	0	0	0	0	0	2	0	0	0	0	0	0	0	0	3	0					
61115	81	4	5	3	49	15	5	14	67	0	0	1	0	0	0	0	0	0	0	0	10	0	13	43	0	0	0	0	0	1	12	69						
61345	1	0	0	0	0	1	0	0	1	0	0	0	0	0	0	0	0	0	0	0	0	0	0	0	0	0	0	0	0	0	1	0	1					
61354	1	0	0	1	0	0	0	0	1	0	0	0	0	0	0	0	0	0	0	0	1	0	0	0	0	0	0	0	0	0	0	1	0					
61356	8	2	2	1	3	0	0	4	4	0	0	1	1	0	0	0	0	0	0	0	0	0	0	3	0	0	0	0	0	0	0	5	3					
61362	1	0	0	0	0	1	0	1	0	0	0	0	0	0	0	0	0	0	0	0	0	0	0	0	0	0	0	0	0	0	0	0	1					
61540	1	0	0	0	0	1	0	0	1	0	0	0	0	0	0	0	0	0	0	0	0	0	1	0	0	0	0	0	0	0	0	0	1					
NONE	45	12	23	8	1	1	0	0	0	0	0	0	0	0	0	0	0	0	0	0	0	0	0	0	0	0	0	0	0	0	43	2						
TOTAL	1250	43	70	146	410	430	151	793	412	5	0	13	9	16	0	0	0	0	0	12	1	49	90	116	0	28	0	39	6	60	259	991						

CFC #02	Child and Family Connections Lake County Health Department 3010 Grand Avenue, 2nd Floor Waukegan, IL 60085 - Donna Musser																															
60002	33	0	0	5	17	9	2	8	25	0	0	0	0	5	0	0	0	0	0	2	2	0	8	19	0	0	0	0	7	0	5	28

Screenings Reported by CFC/CPS/DCFS and ZIP / FY2018 Q3

Zip Code	Total Screened	Ages (in Months)						Not Referred	Total Referred	Screenings of Children involved with DCFS			# of Children Ages 0 to 3 Referred to								# of Children Ages 3 to 5 Referred to					Sub-Totals					
		0-11	12-23	24-35	36-47	48-60	61+			In Intact Family Services	Children of Teen Wards	In Foster Care	LEA EI	LEA (ECSE)	PI (center-based)	Child Care Program	HV	Other Services	Multiple Services	Rescreening	LEA (ECSE)	PFA	HS	Child Care Program	HV	Other Services	Multiple Services	Rescreening	Ages 0-35 mos.	Ages 36-61+ mos.	
60010	9	0	0	0	7	2	0	5	4	0	0	0	0	0	0	0	0	0	0	0	0	0	0	0	0	0	0	4	0	9	
60015	15	0	0	3	6	6	0	8	7	0	0	0	0	1	0	0	0	0	0	0	6	0	0	0	0	0	0	0	3	12	
60030	11	0	0	0	6	4	1	3	8	0	0	0	0	0	0	0	0	0	0	5	2	0	0	0	1	0	0	0	11		
60031	24	0	0	0	13	5	6	0	24	0	0	0	0	0	0	0	0	0	0	3	20	0	3	0	0	2	0	0	24		
60047	11	0	0	0	7	4	0	7	4	0	0	0	0	0	0	0	0	0	0	4	0	0	0	0	0	0	1	0	11		
60048	22	0	0	0	10	9	3	10	12	0	0	0	0	0	0	0	0	0	0	0	0	0	0	0	7	0	5	0	22		
60073	18	1	0	0	7	10	0	7	11	0	0	0	0	0	0	0	0	0	0	11	2	6	0	0	0	0	0	1	17		
60084	40	0	0	0	28	10	2	6	34	0	0	0	0	0	0	0	0	0	0	0	18	0	0	0	15	5	5	0	40		
60085	719	197	236	286	0	0	0	458	51	0	0	18	50	8	0	0	0	4	41	12	7	0	0	0	0	0	0	719	0		
60089	6	0	0	5	0	1	0	4	2	0	0	0	0	2	0	0	0	0	0	0	0	0	0	0	0	0	0	5	1		
60099	181	0	0	7	86	87	1	5	176	1	0	3	0	5	0	0	0	0	2	0	0	32	149	1	0	0	1	26	7	174	
NONE	12	2	2	3	4	1	0	0	0	0	0	0	0	0	0	0	0	0	0	0	0	0	0	0	0	0	0	7	5		
TOTAL	1101	200	238	309	191	148	15	521	358	1	0	21	50	21	0	0	0	4	45	14	7	69	210	7	3	0	23	15	41	747	354

CFC #03 Child and Family Connections 27 South State Avenue Suite 101 Freeport, IL 61032 - Angela Hodges

60548	0	0	0	0	0	0	0	0	0	0	0	0	0	0	0	0	0	0	0	0	0	0	0	0	0	0	0	0	0	0	0
61021	14	10	0	4	0	0	0	14	0	0	0	0	0	0	0	0	0	0	0	0	0	0	0	0	0	0	0	14	0	0	
61071	4	0	0	0	3	1	0	0	4	0	0	0	0	0	0	0	0	0	0	4	0	0	0	0	0	0	0	0	0	4	0
61074	0	0	0	0	0	0	0	0	0	0	0	0	0	0	0	0	0	0	0	0	0	0	0	0	0	0	0	0	0	0	0
61081	7	1	3	3	0	0	0	7	0	0	0	0	0	0	0	0	0	0	0	0	0	0	0	0	0	0	0	7	0	0	
NONE	27	9	7	5	1	5	0	0	0	0	0	0	0	0	0	0	0	0	0	0	0	0	0	0	0	0	0	21	6	0	
TOTAL	52	20	10	12	4	6	0	21	4	0	0	0	0	0	0	0	0	0	0	4	0	0	0	0	0	0	0	0	0	42	10

CFC #04 Child and Family Connections 1551 East Fabyan Parkway Geneva, IL 60134 - Ellana Mavromatis

60010	2	0	0	0	1	1	0	1	1	0	0	0	0	0	0	0	0	0	0	0	0	0	0	0	0	0	1	0	2	0
60109	23	0	0	5	10	8	0	15	8	0	0	0	0	4	0	0	0	0	0	4	0	0	0	0	0	0	0	5	18	0
60110	248	0	0	0	147	100	1	25	223	0	0	1	0	0	0	0	0	0	0	43	144	0	0	0	5	0	40	0	248	0
60119	15	0	2	4	7	2	0	2	13	0	0	0	3	2	0	0	0	0	0	8	0	0	0	0	0	0	1	6	9	0
60120	142	31	24	17	44	26	0	86	56	0	0	0	1	0	0	0	0	0	0	0	31	0	0	0	22	0	2	72	70	0
60123	38	11	9	5	7	3	3	33	5	0	0	0	4	1	0	0	0	0	0	0	0	0	0	0	0	0	0	25	13	0
60124	1	0	0	1	0	0	0	1	0	0	0	0	0	0	0	0	0	0	0	0	0	0	0	0	0	0	0	1	0	0
60134	18	0	0	0	11	4	3	10	8	0	0	0	0	0	0	0	0	0	0	6	0	0	0	0	0	0	2	0	18	0
60174	47	0	1	0	27	17	3	14	32	0	0	0	0	0	0	0	0	0	0	20	7	0	0	0	0	0	5	1	47	0

Screenings Reported by CFC/CPS/DCFS and ZIP / FY2018 Q3

Zip Code	Total Screened	Ages (in Months)						Not Referred	Total Referred	Screenings of Children involved with DCFS			# of Children Ages 0 to 3 Referred to							# of Children Ages 3 to 5 Referred to					Sub-Totals						
		0-11	12-23	24-35	36-47	48-60	61+			In Intact Family Services	Children of Teen Wards	In Foster Care	EI	LEA (ECSE)	PI (center-based)	Child Care Program	HV	Other Services	Multiple Services	Rescreening	LEA (ECSE)	PFA	HS	Child Care Program	Other HV Services	Multiple Services	Rescreening	Ages 0-35 mos.	Ages 36-61+ mos.		
60505	154	36	33	24	47	10	4	150	4	0	0	1	3	0	0	0	0	0	0	0	0	0	0	0	0	0	0	0	0	93	61
60506	83	17	27	33	3	3	0	79	4	0	0	0	1	0	0	0	0	0	0	0	0	0	0	0	0	0	0	0	77	6	
60510	34	2	1	8	13	8	2	13	21	0	0	1	5	0	0	0	0	0	0	0	1	15	0	0	0	0	1	0	11	23	
60543	41	0	0	0	31	7	3	17	24	0	0	0	0	0	0	0	0	0	0	0	17	13	0	0	0	0	0	8	2	0	41
60545	35	0	0	0	23	12	0	19	15	0	0	0	0	0	0	0	0	0	0	0	8	0	0	0	0	0	0	7	0	35	
60560	1	0	0	0	1	0	0	1	0	0	0	0	0	0	0	0	0	0	0	0	0	0	0	0	0	0	0	0	0	1	
NONE	24	5	9	6	4	0	0	0	0	0	0	0	0	0	0	0	0	0	0	0	0	0	0	0	0	0	0	20	4		
TOTAL	906	102	106	103	376	201	19	466	414	0	0	3	17	7	0	0	0	0	0	0	1	122	195	0	0	0	28	8	61	311	596

CFC #05 Child and Family Connections 750 Warrenville Road Suite 300 Lisle, IL 60532 - Lori Orr

60101	39	0	0	0	28	9	2	16	23	0	0	0	0	0	0	0	0	0	0	0	5	16	0	0	0	0	0	2	0	0	39
60103	32	0	0	2	20	8	2	8	24	0	0	0	0	0	0	0	0	0	0	0	0	14	0	0	0	9	0	1	2	30	
60108	8	0	0	5	0	3	0	2	6	0	0	0	0	5	0	0	0	0	0	0	0	0	0	0	0	0	0	1	5	3	
60126	35	0	0	1	24	10	0	0	35	0	0	0	0	1	0	0	0	0	0	0	34	0	0	0	0	0	0	0	1	34	
60137	57	3	4	8	26	14	2	3	54	1	0	0	2	5	0	0	0	0	0	0	22	16	0	0	0	3	0	0	15	42	
60139	125	1	3	13	81	25	2	54	71	0	0	0	0	7	0	0	0	0	2	0	23	25	0	0	0	23	0	14	17	108	
60148	37	0	0	7	17	10	3	7	30	0	0	0	0	1	0	0	0	0	0	0	6	17	0	0	0	0	0	4	7	30	
60181	39	4	10	7	10	8	0	30	9	0	0	0	5	4	0	0	0	0	0	0	0	0	0	0	0	0	0	0	21	18	
60185	154	23	31	47	45	7	1	77	77	0	0	0	13	17	0	0	0	0	0	0	52	0	0	0	0	0	0	0	101	53	
60188	70	0	1	27	36	5	1	54	16	0	0	0	4	2	0	0	0	0	0	0	1	4	0	0	0	1	0	11	28	42	
60190	8	0	0	1	5	2	0	6	2	0	0	0	0	0	0	0	0	0	0	0	0	2	0	0	0	0	0	0	1	7	
60191	9	0	0	0	6	3	0	2	7	0	0	0	0	0	0	0	0	0	0	0	0	7	0	0	0	0	0	0	0	9	
60439	5	0	0	0	2	3	0	5	0	0	0	0	0	0	0	0	0	0	0	0	0	0	0	0	0	0	0	0	0	5	
60516	7	0	0	0	6	1	0	5	2	0	0	0	0	0	0	0	0	0	0	0	2	0	0	0	0	0	0	2	0	7	
60517	46	0	0	0	28	12	6	0	46	0	0	1	0	0	0	0	0	0	0	0	3	43	0	0	0	0	0	0	0	46	
60527	20	0	0	3	7	7	3	9	11	0	0	0	0	0	0	0	0	0	0	0	2	9	0	0	0	0	0	0	3	17	
60559	6	0	0	0	3	2	1	6	0	0	0	0	0	0	0	0	0	0	0	0	0	0	0	0	0	0	0	0	0	6	
60805	27	0	0	0	17	10	0	0	27	0	0	2	0	0	0	0	0	0	0	0	5	21	0	0	0	1	0	0	0	27	
NONE	19	5	7	4	0	3	0	0	0	0	0	0	0	0	0	0	0	0	0	0	0	0	0	0	0	0	0	16	3		
TOTAL	743	36	56	125	361	142	23	284	440	1	0	3	24	42	0	0	0	0	2	0	7	155	174	0	0	0	37	2	33	217	526

CFC #06 Child and Family Connections 1835 West Central Road Arlington Heights, IL 60005 - Brenda DeVito

60004	44	0	0	18	13	13	0	10	34	0	0	0	0	7	0	0	0	0	0	0	27	0	0	0	0	0	0	0	18	26
-------	----	---	---	----	----	----	---	----	----	---	---	---	---	---	---	---	---	---	---	---	----	---	---	---	---	---	---	---	----	----

Screenings Reported by CFC/CPS/DCFS and ZIP / FY2018 Q3

Zip Code	Total Screened	Ages (in Months)						Not Referred	Total Referred	Screenings of Children involved with DCFS			# of Children Ages 0 to 3 Referred to							# of Children Ages 3 to 5 Referred to					Sub-Totals						
		0-11	12-23	24-35	36-47	48-60	61+			In Intact Family Services	Children of Teen Wards	In Foster Care	EI	LEA (ECSE)	EHS	PI (center-based)	Child Care Program	HV	Other Services	Multiple Services	Rescreening	LEA (ECSE)	PFA	HS	Child Care Program	HV	Other Services	Multiple Services	Rescreening	Ages 0-35 mos.	Ages 36-61+ mos.
60018	12	0	0	12	0	0	0	7	5	0	0	0	0	5	0	0	0	0	0	0	0	0	0	0	0	0	0	0	12	0	
60053	56	1	0	5	24	24	2	6	50	0	0	0	1	1	0	0	0	0	1	0	0	19	16	0	0	10	2	0	6	50	
60056	37	0	0	7	17	9	4	11	26	0	0	0	6	0	0	0	0	0	0	0	6	13	0	0	0	0	1	7	30		
60062	6	0	0	0	4	2	0	1	5	0	0	0	0	0	0	0	0	0	0	0	5	0	0	0	0	0	0	0	6		
60070	8	0	0	6	1	0	1	1	7	0	0	0	0	5	0	0	0	0	0	0	1	2	0	0	0	0	1	0	6	2	
60090	64	0	0	0	41	23	0	0	64	9	0	2	0	0	0	0	0	0	0	0	53	6	0	0	0	5	0	0	64		
60091	25	0	0	0	8	14	3	10	15	0	0	0	0	0	0	0	0	0	0	14	0	0	0	0	0	0	1	0	25		
60093	13	0	0	2	7	4	0	1	12	0	0	0	0	1	0	0	0	0	1	0	3	0	0	0	0	2	0	5	2	11	
60107	62	0	0	3	36	23	0	3	59	0	0	0	0	0	0	0	0	0	0	0	51	0	0	0	6	2	0	3	59		
60201	16	0	2	3	7	4	0	12	4	0	0	0	0	0	0	0	0	0	0	3	1	0	0	0	0	0	0	5	11		
60714	35	0	0	12	10	11	2	14	21	0	0	0	0	8	0	0	0	0	0	0	7	0	0	0	0	0	0	4	12	23	
TOTAL	378	1	2	68	168	127	12	76	302	9	0	2	7	27	0	0	0	0	2	0	3	138	89	0	0	0	23	5	11	71	307

CFC #07 Child and Family Connections One Westbrook Corporate Center Suite 640 Westchester, IL 60154 - JoAnn Alferink

60160	112	0	0	13	66	33	0	103	9	1	0	2	0	0	0	0	0	0	0	0	5	0	0	0	0	0	0	3	13	99	
60164	15	0	0	8	5	2	0	0	15	0	0	0	0	8	0	0	0	0	0	0	0	7	0	0	0	0	0	0	8	7	
60171	7	0	0	3	4	0	0	0	7	0	0	0	0	3	0	0	0	0	0	0	2	0	0	2	0	0	0	3	4		
60302	517	59	87	98	117	120	36	508	9	0	0	0	1	0	0	0	0	0	2	0	0	4	0	0	0	2	0	0	244	273	
60546	2	0	0	0	1	1	0	1	1	0	0	0	0	0	0	0	0	0	0	0	1	0	0	0	0	0	0	0	0	2	
60706	2	0	0	1	0	1	0	0	2	0	0	0	0	1	0	0	0	0	0	0	1	0	0	0	0	0	0	1	1		
60707	82	0	0	28	38	16	0	27	55	0	0	0	0	3	0	0	0	0	0	14	0	7	0	23	0	6	0	2	28	54	
60804	227	101	6	17	69	33	1	7	121	0	0	0	13	1	0	0	0	15	0	6	0	24	73	0	0	0	0	0	124	103	
TOTAL	964	160	93	168	300	206	37	646	219	1	0	2	14	16	0	0	0	15	16	6	8	33	107	0	2	0	8	0	5	421	543

CFC #08 Brandecker Center Attn: Child and Family Connections 9455 South Hoyle Avenue Chicago, IL 60643 - Marlene Stroube

60805	0	0	0	0	0	0	0	0	0	0	0	0	0	0	0	0	0	0	0	0	0	0	0	0	0	0	0	0	0	0	0
TOTAL	0	0	0	0	0	0	0	0	0	0	0	0	0	0	0	0	0	0	0	0	0	0	0	0	0	0	0	0	0	0	0

CFC #09 Child and Family Connections 5422 W. Roosevelt Road Chicago, IL 60644 - Grace Ortiz

60608	37	35	2	0	0	0	0	0	0	0	0	0	0	0	0	0	0	0	0	0	0	0	0	0	0	0	0	0	37	0
60612	28	24	4	0	0	0	0	0	0	0	0	0	0	0	0	0	0	0	0	0	0	0	0	0	0	0	0	0	28	0
60623	134	128	6	0	0	0	0	0	0	0	0	0	0	0	0	0	0	0	0	0	0	0	0	0	0	0	0	0	134	0

Screenings Reported by CFC/CPS/DCFS and ZIP / FY2018 Q3

Zip Code	Total Screened	Screenings of Children involved with DCFS							# of Children Ages 0 to 3 Referred to										# of Children Ages 3 to 5 Referred to					Sub-Totals							
		Ages (in Months)						Not Referred	Total Referred	In Intact Family Services	Children of Teen Wards	In Foster Care	EI	LEA (ECSE)	EHS	PI (center-based)	Child Care Program	HV	Other Services	Multiple Services	Rescreening	LEA (ECSE)	PFA	HS	Child Care Program	Other HV Services	Multiple Services	Rescreening	Ages 0-35 mos.	Ages 36-61+ mos.	
		0-11	12-23	24-35	36-47	48-60	61+																								
60624	28	23	3	2	0	0	0	0	0	0	0	0	0	0	0	0	0	0	0	0	0	0	0	0	0	0	0	0	0	28	0
60644	51	47	4	0	0	0	0	0	0	0	0	0	0	0	0	0	0	0	0	0	0	0	0	0	0	0	0	0	51	0	
TOTAL	278	257	19	2	0	0	0	0	0	0	0	0	0	0	0	0	0	0	0	0	0	0	0	0	0	0	0	0	278	0	

CFC #12 Child and Family Connections Easter Seals Society of Metro Chicago 17300 South Ozark Avenue - North Bldg. Tinley Park, IL 60477 - Peter Byrne

60409	19	0	0	0	9	7	3	0	19	0	0	1	0	0	0	0	0	0	0	0	19	0	0	0	0	0	0	0	0	19	0
60411	18	2	5	11	0	0	0	7	11	0	0	0	4	0	0	0	0	7	0	0	0	0	0	0	0	0	0	0	18	0	
60439	14	0	0	2	4	6	2	7	7	0	0	0	0	2	0	0	0	0	0	0	5	0	0	0	0	0	0	0	2	12	
60452	26	0	1	0	19	6	0	5	21	0	0	0	0	0	0	0	0	1	0	0	2	18	0	0	0	0	0	1	25	0	
60453	87	0	0	8	33	38	8	61	26	0	0	0	0	5	0	0	0	0	2	0	1	7	0	0	0	5	2	4	8	79	
60457	21	0	0	0	7	10	4	18	3	0	0	0	0	0	0	0	0	0	0	0	0	0	0	0	0	0	1	2	0	21	
60459	80	0	0	0	16	41	23	75	5	0	0	0	0	0	0	0	0	0	0	0	0	0	0	0	0	0	0	5	0	80	
60462	45	0	0	0	30	15	0	25	20	0	0	0	0	0	0	0	0	0	0	0	7	0	0	0	0	7	0	6	0	45	
60463	82	0	0	0	56	22	4	56	26	0	0	0	0	0	0	0	0	0	0	0	13	30	0	0	0	0	0	3	0	82	
60471	42	0	0	3	24	13	2	0	42	0	0	0	0	0	0	0	0	0	0	0	1	41	0	0	0	0	0	0	3	39	
60477	40	2	4	13	13	7	1	14	26	0	0	0	2	0	0	0	0	1	3	0	0	24	4	0	0	1	0	0	19	21	
60501	20	0	0	0	3	13	4	19	1	0	0	0	0	0	0	0	0	0	0	0	0	0	0	0	0	0	0	1	0	20	
TOTAL	494	4	10	37	214	178	51	287	207	0	0	1	6	7	0	0	0	9	5	0	0	29	139	4	0	0	13	3	21	51	443

CFC #13 Child and Family Connections 130 S. Lafayette Street Suite 200 Macomb, IL 61455 - Chuck Farr

61244	7	0	2	5	0	0	0	4	3	0	0	0	0	0	0	0	0	3	0	0	0	0	0	0	0	0	0	0	7	0
61275	4	0	1	3	0	0	0	4	0	0	0	0	0	0	0	0	0	0	0	0	0	0	0	0	0	0	0	0	4	0
61415	1	1	0	0	0	0	0	1	0	0	0	0	0	0	0	0	0	0	0	0	0	0	0	0	0	0	0	1	0	
61416	1	0	0	1	0	0	0	0	1	0	0	0	0	0	0	0	0	0	0	0	1	0	0	0	0	0	0	1	0	
61422	20	2	3	4	8	3	0	9	11	0	0	0	0	0	0	0	0	0	0	0	10	0	0	0	0	0	1	9	11	
61427	3	0	2	1	0	0	0	3	0	0	0	0	0	0	0	0	0	0	0	0	0	0	0	0	0	0	0	3	0	
61431	2	1	0	1	0	0	0	2	0	0	0	0	0	0	0	0	0	0	0	0	0	0	0	0	0	0	0	2	0	
61440	5	3	0	2	0	0	0	5	0	0	0	2	0	0	0	0	0	0	0	0	0	0	0	0	0	0	0	5	0	
61455	19	5	6	8	0	0	0	18	1	0	0	1	0	0	0	0	0	1	0	0	0	0	0	0	0	0	0	19	0	
61520	12	4	2	5	1	0	0	9	3	0	0	0	0	0	0	0	0	1	0	0	0	0	0	1	0	0	0	11	1	
61542	8	2	0	6	0	0	0	6	2	0	0	2	0	0	0	0	0	0	0	0	2	0	0	0	0	0	0	8	0	
61563	2	2	0	0	0	0	0	2	0	0	0	0	0	0	0	0	0	0	0	0	0	0	0	0	0	0	0	2	0	
62321	5	0	3	2	0	0	0	5	0	0	0	0	0	0	0	0	0	0	0	0	0	0	0	0	0	0	0	5	0	

Screenings Reported by CFC/CPS/DCFS and ZIP / FY2018 Q3

Zip Code	Total Screened	Ages (in Months)						Not Referred	Total Referred	Screenings of Children involved with DCFS			# of Children Ages 0 to 3 Referred to								# of Children Ages 3 to 5 Referred to					Sub-Totals					
		0-11	12-23	24-35	36-47	48-60	61+			In Intact Family Services	Children of Teen Wards	In Foster Care	EI	LEA (ECSE)	PFA	EHS	PI (center-based)	Child Care Program	HV	Other Services	Multiple Services	Rescreening	LEA (ECSE)	PFA	HS	Child Care Program	Other HV Services	Multiple Services	Rescreening	Ages 0-35 mos.	Ages 36-61+ mos.
62326	3	0	1	2	0	0	0	3	0	0	0	0	0	0	0	0	0	0	0	0	0	0	0	0	0	0	0	0	3	0	
62341	9	1	2	6	0	0	0	4	5	0	0	0	0	0	0	3	0	0	0	0	0	2	0	0	0	0	0	9	0		
62358	3	0	2	1	0	0	0	3	0	0	0	0	0	0	0	0	0	0	0	0	0	0	0	0	0	0	0	3	0		
62367	1	0	1	0	0	0	0	1	0	0	0	0	0	0	0	0	0	0	0	0	0	0	0	0	0	0	0	1	0		
62373	1	0	0	1	0	0	0	1	0	0	1	0	0	0	0	0	0	0	0	0	0	0	0	0	0	0	0	1	0		
62681	10	0	2	1	6	1	0	3	7	0	0	0	0	0	0	0	0	0	0	0	7	0	0	0	0	0	0	3	7		
NONE	28	9	13	2	3	1	0	0	0	0	0	0	0	0	0	0	0	0	0	0	0	0	0	0	0	0	0	24	4		
TOTAL	144	30	40	51	18	5	0	83	33	0	1	5	0	0	0	0	0	0	0	0	0	22	0	1	0	0	0	0	1	121	23

CFC #14 Child and Family Connections 3000 W. Rohmann Ave. West Peoria, IL 61604 - Michelle Harr

61443	4	0	0	0	3	1	0	4	0	0	0	0	0	0	0	0	0	0	0	0	0	0	0	0	0	0	0	0	0	4		
61491	1	0	0	0	0	1	0	1	0	0	0	0	0	0	0	0	0	0	0	0	0	0	0	0	0	0	0	0	0	1		
61548	3	0	0	0	1	2	0	1	2	0	0	1	0	0	0	0	0	0	0	0	2	1	0	0	0	0	0	0	0	3		
61550	4	0	1	3	0	0	0	1	3	0	0	0	3	0	0	0	0	0	0	0	0	0	0	0	0	0	0	4	0			
61554	3	0	2	1	0	0	0	2	1	0	0	0	1	0	0	0	0	0	0	0	0	0	0	0	0	0	0	3	0			
61568	9	0	0	5	1	3	0	8	1	0	0	0	0	0	0	0	0	0	0	1	0	0	0	0	0	0	1	5	4			
61603	14	0	0	2	6	6	0	8	6	0	0	0	3	0	0	0	0	0	0	2	4	0	0	0	0	0	0	2	12			
61604	4	1	2	1	0	0	0	2	2	2	0	1	2	0	0	0	0	0	0	1	0	0	0	0	0	0	0	4	0			
61605	116	0	0	22	58	31	5	0	116	0	0	3	0	2	0	0	0	0	0	1	0	4	13	72	0	0	0	12	0	8	22	94
61607	83	0	0	8	52	18	5	50	33	0	0	0	0	0	0	0	0	0	0	3	0	4	0	0	0	0	10	14	16	8	75	
61614	13	0	2	5	3	3	0	10	3	0	0	0	3	1	0	0	0	0	0	0	0	0	0	0	0	0	0	1	7	6		
61616	7	2	2	1	2	0	0	7	0	0	0	1	0	0	0	0	0	0	0	0	0	0	0	0	0	0	0	0	5	2		
61734	6	0	0	1	1	3	1	3	3	0	0	0	0	1	0	0	0	0	0	0	2	0	1	0	0	0	0	0	1	5		
61738	29	2	3	3	18	3	0	2	27	0	0	0	1	1	0	0	0	0	1	0	0	5	6	9	0	0	0	2	0	2	8	21
NONE	55	21	10	12	6	6	0	0	0	0	0	0	0	0	0	0	0	0	0	0	0	0	0	0	0	0	0	43	12			
TOTAL	351	26	22	64	151	77	11	99	197	2	0	6	13	5	0	0	0	0	1	4	0	18	28	82	1	0	0	24	14	28	112	239

CFC #15 Child and Family Connections Serv. Will, Grundy, Kankakee Cnties, Inc 2300 Glenwood Ave. Joliet, IL 60435 - Rachel Cimino

60408	19	0	0	2	13	4	0	0	19	0	0	0	0	0	0	0	0	0	0	0	0	0	0	0	0	0	0	0	0	2	17
60410	18	2	1	2	5	8	0	6	12	0	0	0	0	0	0	0	0	0	0	0	1	10	0	0	0	0	1	0	5	13	
60417	40	2	3	0	27	8	0	3	37	0	0	0	2	0	0	0	0	0	0	0	11	24	0	0	0	0	0	0	5	35	
60423	8	1	1	0	5	1	0	6	2	0	0	0	0	0	0	0	0	0	0	0	2	0	0	0	0	0	0	2	6		
60431	7	0	4	3	0	0	0	3	4	0	0	0	4	0	0	0	0	0	0	0	0	0	0	0	0	0	0	0	7	0	

Screenings Reported by CFC/CPS/DCFS and ZIP / FY2018 Q3

Zip Code	Total Screened	Ages (in Months)						Not Referred	Total Referred	Screenings of Children involved with DCFS			# of Children Ages 0 to 3 Referred to								# of Children Ages 3 to 5 Referred to					Sub-Totals					
		0-11	12-23	24-35	36-47	48-60	61+			In Intact Family Services	Children of Teen Wards	In Foster Care	LEA EI	LEA (ECSE)	PI (center-based)	Child Care Program	HV	Other Services	Multiple Services	Rescreening	LEA (ECSE)	PFA	HS	Child Care Program	Other HV Services	Multiple Services	Rescreening	Ages 0-35 mos.	Ages 36-61+ mos.		
60433	16	8	4	4	0	0	0	10	6	0	0	0	6	0	0	0	0	0	0	0	0	0	0	0	0	0	0	0	16	0	
60435	107	27	33	39	6	3	0	81	26	0	0	0	22	0	0	0	0	0	0	1	0	0	0	3	0	0	0	99	9		
60436	158	1	0	6	74	61	16	63	95	0	0	0	1	13	0	0	0	0	0	1	23	131	0	0	0	0	3	7	151		
60446	152	1	3	1	78	69	0	102	50	0	0	0	0	0	0	0	0	0	1	14	16	0	0	1	0	0	18	5	147		
60447	2	0	1	1	0	0	0	2	0	0	0	0	0	0	0	0	0	0	0	0	0	0	0	0	0	0	0	2	0		
60450	7	2	1	0	2	2	0	3	4	0	0	0	0	0	0	0	0	0	0	2	2	0	0	0	0	0	3	4			
60451	42	0	0	2	23	13	4	0	42	0	0	0	0	0	0	0	0	2	0	0	20	0	0	19	0	0	3	2	40		
60481	18	0	0	2	11	5	0	4	14	0	0	0	0	0	0	0	0	0	1	4	9	0	0	0	0	0	0	2	16		
60491	6	1	0	5	0	0	0	5	1	0	0	0	1	0	0	0	0	0	0	0	0	0	0	0	0	0	0	6	0		
60544	80	0	0	38	14	25	3	6	74	0	0	0	0	0	0	0	0	0	0	51	23	0	0	0	0	0	0	38	42		
60551	27	0	0	0	4	15	8	26	1	0	0	0	0	0	0	0	0	0	0	0	0	0	0	0	1	0	0	0	27		
60901	4	0	0	0	2	2	0	4	0	0	0	0	0	0	0	0	0	0	0	0	0	0	0	0	0	0	0	0	4		
60915	74	0	0	15	42	2	15	0	74	0	0	0	0	0	0	0	0	0	0	0	74	0	0	0	0	4	74	15	59		
60964	20	1	1	5	11	1	1	5	15	0	0	0	0	0	0	0	0	0	0	2	13	0	0	0	0	0	0	7	13		
61301	85	1	1	3	28	35	17	82	3	0	0	0	0	0	0	0	0	0	0	0	0	0	0	1	2	0	0	5	80		
61341	11	0	0	1	2	6	2	8	3	0	0	0	1	0	0	0	0	0	0	2	0	0	0	0	0	0	0	1	10		
61342	31	0	0	1	22	8	0	5	26	0	0	0	0	0	0	0	0	0	0	2	22	0	0	0	2	0	0	1	30		
61348	38	1	2	6	22	4	0	14	21	0	0	0	2	0	0	0	0	0	0	0	15	0	0	0	2	0	2	9	26		
61350	170	0	1	6	64	73	26	155	15	0	0	0	1	0	0	0	0	1	0	6	0	0	0	1	2	0	3	7	163		
61354	128	0	0	5	67	41	15	91	37	0	0	0	1	0	0	0	0	1	0	5	18	0	0	0	6	0	5	5	123		
61360	78	0	0	9	36	26	7	71	7	0	0	0	0	0	0	0	0	0	1	0	0	0	0	0	5	0	1	9	69		
61364	131	1	4	6	46	60	14	110	21	0	0	0	1	0	0	0	0	0	0	4	9	0	0	0	3	0	4	11	120		
NONE	53	17	11	15	2	8	0	0	0	0	0	0	0	0	0	0	0	0	0	0	0	0	0	0	0	0	0	43	10		
TOTAL	1530	66	71	177	606	480	128	865	609	0	0	0	42	13	0	0	0	0	4	0	7	148	385	0	22	3	23	6	113	314	1214

CFC #16 Child and Family Connections 103 S. Country Fair Drive Champaign, IL 61821 - Maggie Jones

60420	27	0	0	11	13	3	0	0	27	0	0	0	0	0	0	0	0	5	0	3	0	13	0	0	0	1	0	6	11	16
60460	10	0	0	4	5	1	0	0	10	0	0	0	0	1	0	0	0	0	3	0	0	0	0	0	0	0	0	4	6	
60921	26	0	0	8	15	35	0	4	22	0	0	3	2	1	1	0	0	0	2	0	2	0	0	0	0	0	0	8	50	
60929	12	0	0	7	4	1	0	0	12	0	0	0	3	0	0	0	0	0	3	0	0	4	0	0	0	0	0	2	7	5
60938	5	0	0	2	1	2	0	1	4	0	0	0	0	0	0	0	0	1	0	1	0	0	0	0	0	0	1	2	3	
60957	4	1	0	0	3	0	0	3	1	0	0	0	0	0	0	0	0	0	0	0	0	0	0	0	0	0	1	1	3	
61364	17	0	0	3	10	4	0	4	13	0	0	0	0	0	0	0	0	0	0	1	11	0	0	0	0	0	2	3	14	

Screenings Reported by CFC/CPS/DCFS and ZIP / FY2018 Q3

Zip Code	Total Screened	Ages (in Months)						Not Referred	Total Referred	Screenings of Children involved with DCFS			# of Children Ages 0 to 3 Referred to								# of Children Ages 3 to 5 Referred to					Sub-Totals					
		0-11	12-23	24-35	36-47	48-60	61+			In Intact Family Services	Children of Teen Wards	In Foster Care	EI	LEA (ECSE)	EHS	PI (center-based)	Child Care Program	HV	Other Services	Multiple Services	Rescreening	LEA (ECSE)	PFA	HS	Child Care Program	Other HV Services	Multiple Services	Rescreening	Ages 0-35 mos.	Ages 36-61+ mos.	
61701	3	0	2	1	0	0	0	1	2	0	0	0	2	0	0	0	0	0	0	0	0	0	0	0	0	0	0	3	0		
61726	15	0	0	5	8	2	0	4	12	0	0	0	0	0	0	0	0	5	0	0	0	0	0	0	0	0	5	10			
61738	13	0	1	4	7	1	0	2	11	0	0	0	0	0	0	0	0	0	0	4	3	0	0	0	0	0	4	5	8		
61740	27	0	0	9	13	4	1	11	16	0	0	0	1	0	0	0	0	3	0	1	0	11	0	0	0	0	7	9	18		
61802	29	0	0	0	16	11	2	0	29	0	0	0	0	0	0	0	0	0	0	0	0	25	0	0	0	4	0	0	29		
61820	84	0	0	1	56	24	3	0	84	0	0	1	0	0	0	0	0	0	0	0	15	73	0	0	0	0	0	1	83		
61821	42	15	13	14	0	0	0	7	35	0	0	5	7	1	0	0	0	0	0	0	0	0	0	0	0	0	0	42	0		
61832	10	4	1	1	1	3	0	7	3	0	0	1	0	0	0	0	0	0	0	0	0	0	0	0	0	0	0	6	4		
61853	12	0	0	0	6	6	0	6	6	0	0	1	0	0	0	0	0	0	0	0	6	0	0	0	0	0	0	0	12		
NONE	48	15	13	13	4	3	0	0	0	0	0	0	0	0	0	0	0	0	0	0	0	0	0	0	0	0	0	41	7		
TOTAL	384	35	30	83	162	100	6	50	287	0	0	11	15	3	1	0	0	0	22	0	41	26	137	0	0	0	5	0	23	148	268

CFC #17 Child and Family Connections 510 Maine Street Suite 615 Quincy, IL 62301 - Michelle Schwanke & Ashley Edwards

62345	0	0	0	0	0	0	0	0	0	0	0	0	0	0	0	0	0	0	0	0	0	0	0	0	0	0	0	0	0	0	0
NONE	28	6	9	5	4	4	0	0	0	0	0	0	0	0	0	0	0	0	0	0	0	0	0	0	0	0	0	0	20	8	
TOTAL	28	6	9	5	4	4	0	0	0	0	0	0	0	0	0	0	0	0	0	0	0	0	0	0	0	0	0	0	0	20	8

CFC #18 Child and Family Connections Sangamon Co. Public Health Department 2833 South Grand Avenue, East Springfield, IL 62703 - Lisa McGlothlin

62561	5	0	3	2	0	0	0	3	2	0	0	0	2	0	0	0	0	0	0	0	0	0	0	0	0	0	0	5	0		
62642	1	1	0	0	0	0	0	0	1	0	0	0	1	0	0	0	0	0	0	0	0	0	0	0	0	0	0	1	0		
62644	12	1	10	1	0	0	0	6	6	0	0	0	3	0	0	0	0	4	0	1	0	0	0	0	0	0	0	12	0		
NONE	26	9	10	6	1	0	0	0	0	0	0	0	0	0	0	0	0	0	0	0	0	0	0	0	0	0	0	25	1		
TOTAL	44	11	23	9	1	0	0	9	9	0	0	0	6	0	0	0	0	4	0	1	0	0	0	0	0	0	0	0	0	43	1

CFC #19 Child and Family Connections c/o Macon County Mental Health Board 132 South Water, Suite 604 Decatur, IL 62523 - Debbie Floyd

61910	71	0	0	22	11	6	32	32	39	0	0	0	0	0	0	0	0	0	0	0	3	35	0	0	0	2	1	0	22	49
61911	5	0	0	2	1	2	0	3	2	0	0	0	0	0	0	0	0	0	0	0	1	1	0	0	0	0	0	2	3	
61912	15	0	1	0	5	1	8	9	6	0	0	0	0	0	0	0	0	0	0	0	5	0	0	0	1	0	0	1	14	
61913	22	0	1	3	16	2	0	1	21	0	0	0	0	0	0	0	0	0	0	0	0	21	0	0	0	0	0	4	18	
61914	58	0	1	4	18	8	27	28	30	0	0	0	0	1	0	0	0	0	0	0	4	25	0	0	0	0	0	5	53	
61920	155	0	1	35	78	28	13	18	137	0	0	0	4	0	0	0	0	0	0	0	23	105	0	0	0	7	2	0	36	119
61924	19	0	1	6	6	4	2	1	18	0	0	0	0	0	0	0	0	0	0	0	3	12	2	0	0	3	2	0	7	12

Screenings Reported by CFC/CPS/DCFS and ZIP / FY2018 Q3

Zip Code	Total Screened	Ages (in Months)						Not Referred	Total Referred	Screenings of Children involved with DCFS			# of Children Ages 0 to 3 Referred to								# of Children Ages 3 to 5 Referred to					Sub-Totals				
		0-11	12-23	24-35	36-47	48-60	61+			In Intact Family Services	Children of Teen Wards	In Foster Care	EI	LEA (ECSE)	PFA	PI (center-based)	Child Care Program	HV	Other Services	Multiple Services	Rescreening	LEA (ECSE)	PFA	HS	Child Care Program	Other HV Services	Multiple Services	Rescreening	Ages 0-35 mos.	Ages 36-61+ mos.
61933	27	1	1	8	11	1	5	7	20	0	0	0	1	0	0	0	0	0	0	0	2	16	0	0	0	1	0	0	10	17
61937	22	0	1	6	9	5	1	1	21	0	0	0	0	1	0	0	0	0	0	0	1	19	0	0	0	0	0	0	7	15
61938	184	0	3	35	64	43	39	129	55	0	0	0	2	0	0	0	0	0	0	0	12	31	0	0	0	12	3	1	38	146
61943	6	0	0	2	1	3	0	0	6	0	0	0	0	0	0	0	0	0	0	1	5	0	0	0	0	0	0	2	4	
61944	7	0	0	4	1	2	0	0	7	0	0	0	0	0	0	0	0	0	0	2	5	0	0	0	0	0	0	4	3	
61951	3	0	0	1	2	0	0	0	3	0	0	0	0	1	0	0	0	0	0	2	0	0	0	0	0	0	0	1	2	
61953	2	0	0	1	0	1	0	1	1	0	0	0	0	0	0	0	0	0	0	0	0	0	0	0	1	0	0	1	1	
61956	43	0	2	5	13	10	13	15	28	0	0	0	2	0	0	0	0	0	0	3	23	0	0	0	0	0	0	7	36	
61957	7	0	0	4	1	2	0	0	7	0	0	0	0	0	0	0	0	0	0	1	6	0	0	0	0	0	0	4	3	
62221	2	0	0	2	0	0	0	2	0	0	0	0	0	0	0	0	0	0	0	0	0	0	0	0	0	0	0	2	0	
62420	74	0	4	13	33	21	3	10	64	0	0	0	2	1	0	0	0	0	0	4	50	2	0	0	7	2	0	17	57	
62422	5	0	0	1	4	0	0	0	5	0	0	0	0	0	0	0	0	0	0	2	3	0	0	0	1	1	0	1	4	
62441	7	0	0	1	5	0	1	0	7	0	0	0	0	0	0	0	0	0	0	2	5	0	0	0	0	0	0	1	6	
62442	2	0	0	1	0	0	1	0	2	0	0	0	0	0	0	0	0	0	0	1	1	0	0	0	0	0	0	1	1	
62447	4	0	0	4	0	0	0	0	4	0	0	0	0	2	1	0	0	0	0	0	1	0	0	0	0	0	0	4	0	
62463	47	0	2	12	19	7	7	12	35	0	0	0	0	1	0	0	0	0	0	1	32	0	0	0	0	0	1	14	33	
62468	1	0	0	1	0	0	0	0	1	0	0	0	0	0	0	0	0	0	0	0	1	0	0	0	0	0	0	1	0	
62522	47	12	14	21	0	0	0	47	0	8	1	1	0	0	0	0	0	0	0	0	0	0	0	0	0	0	0	47	0	
62565	156	1	10	37	44	29	35	47	110	0	0	0	3	0	0	0	0	0	0	4	103	0	0	0	0	0	0	48	108	
62568	5	0	0	4	0	1	0	0	5	0	0	0	0	0	0	0	0	0	0	0	5	0	0	0	2	2	0	4	1	
NONE	49	9	21	8	7	4	0	0	0	0	0	0	0	0	0	0	0	0	0	0	0	0	0	0	0	0	0	38	11	
TOTAL	1045	23	63	243	349	180	187	363	634	8	1	1	14	7	1	0	0	0	0	0	72	510	4	0	0	37	13	2	329	716

CFC #20 Child and Family Connections 1901 S. 4th St. Suite 209 Effingham, IL 62401 - Rita Wahl

61913	2	0	0	1	0	1	0	0	2	0	0	0	0	0	0	0	0	0	0	1	1	0	0	0	0	0	0	1	1
62246	28	3	11	14	0	0	0	22	6	28	0	0	6	0	0	0	0	0	0	0	0	0	0	0	0	0	0	28	0
62401	293	1	3	22	61	58	148	173	120	0	0	0	2	0	0	0	0	0	0	24	78	16	0	0	0	0	0	26	267
62411	88	0	4	12	21	22	29	79	9	0	0	0	1	1	0	0	0	0	1	5	0	0	0	0	1	0	0	16	72
62414	23	0	1	6	9	5	2	3	21	0	0	0	0	1	0	0	0	0	0	2	16	0	0	0	1	0	0	7	16
62424	86	0	2	5	25	20	34	81	5	0	0	0	2	1	0	0	0	0	0	2	0	0	0	0	0	0	0	7	79
62467	110	6	5	19	44	23	13	81	62	0	0	0	4	0	0	0	0	0	0	24	0	0	0	0	0	0	1	30	80
62626	9	3	6	0	0	0	0	6	3	0	0	0	3	0	0	0	0	0	0	0	0	0	0	0	0	0	0	9	0
62674	17	0	0	8	8	1	0	11	6	0	0	0	0	0	0	0	0	0	0	0	0	0	0	0	0	0	4	8	9

Screenings Reported by CFC/CPS/DCFS and ZIP / FY2018 Q3

Zip Code	Total Screened	Ages (in Months)						Not Referred	Total Referred	Screenings of Children involved with DCFS			# of Children Ages 0 to 3 Referred to								# of Children Ages 3 to 5 Referred to					Sub-Totals					
		0-11	12-23	24-35	36-47	48-60	61+			In Intact Family Services	Children of Teen Wards	In Foster Care	EI	LEA (ECSE)	EHS	PI (center-based)	Child Care Program	HV	Other Services	Multiple Services	Rescreening	LEA (ECSE)	PFA	HS	Child Care Program	Other HV Services	Multiple Services	Rescreening	Ages 0-35 mos.	Ages 36-61+ mos.	
62839	87	7	10	11	51	8	0	26	61	1	0	1	1	0	0	0	0	1	0	0	0	1	58	0	0	0	0	0	0	28	59
NONE	39	12	10	11	4	2	0	0	0	0	0	0	0	0	0	0	0	0	0	0	0	0	0	0	0	0	0	33	6		
TOTAL	782	32	52	109	223	140	226	482	295	29	0	1	19	3	0	0	0	1	1	0	3	59	153	16	0	0	2	0	5	193	589

CFC #21 Child and Family Connections 4 Eagle Center Suite #4 O'Fallon, IL 62269 - Nicole Van Hise

62010	17	0	0	0	14	3	0	4	13	0	0	0	0	0	0	0	0	0	0	0	0	13	0	0	0	4	4	0	0	17	
62024	83	22	17	29	11	0	4	54	6	0	0	1	3	3	0	0	0	0	0	0	0	0	0	0	0	0	0	0	68	15	
62025	49	0	0	7	29	10	3	10	34	0	0	0	0	0	0	0	0	0	0	0	1	34	0	0	0	0	1	0	7	42	
62040	778	275	189	136	104	74	0	773	5	0	0	0	5	0	0	0	0	0	0	0	0	0	0	0	0	0	0	600	178		
62220	63	8	10	8	24	11	2	56	7	0	0	0	2	0	0	0	0	1	0	0	4	0	0	0	0	0	0	26	37		
62221	12	3	4	5	0	0	0	11	1	0	0	0	1	0	0	0	0	0	0	0	0	0	0	0	0	0	0	12	0		
62223	30	4	8	7	9	1	1	24	6	0	0	0	0	0	0	0	0	0	0	0	1	5	0	0	0	0	0	19	11		
62234	105	9	11	14	53	18	0	36	69	0	0	1	1	0	0	0	0	0	0	0	4	63	1	0	0	0	0	34	71		
62286	6	0	0	0	4	2	0	0	6	0	0	0	0	0	0	0	0	0	0	0	0	6	0	0	0	0	0	0	0	6	
62294	93	5	10	15	45	18	0	14	79	0	0	2	0	7	0	0	5	6	2	0	1	19	47	0	13	0	1	6	30	63	
NONE	84	20	23	22	8	11	0	0	0	0	0	0	0	0	0	0	0	0	0	0	0	0	0	0	0	0	0	65	19		
TOTAL	1320	346	272	243	301	148	10	982	226	0	0	4	12	10	0	0	5	7	2	0	5	25	168	1	13	0	5	11	0	861	459

CFC #22 Child and Family Connections 101 South Lincoln Centralia, IL 62801 - Bill Ferguson

61832	8	0	2	6	0	0	0	4	4	0	0	0	1	0	0	0	0	0	3	0	0	0	0	0	0	0	0	0	8	0
61853	3	1	1	1	0	0	0	3	0	0	0	0	0	0	0	0	0	0	0	0	0	0	0	0	0	0	0	3	0	
62801	7	2	2	3	0	0	0	7	0	0	0	0	0	0	0	0	0	0	0	0	0	0	0	0	0	0	0	7	0	
62812	34	2	2	17	9	4	0	29	5	0	0	0	0	0	2	0	0	0	0	0	0	2	0	0	0	0	1	0	21	13
62814	8	0	0	5	3	0	0	8	0	0	0	0	0	0	0	0	0	0	0	0	0	0	0	0	0	0	0	5	3	
62819	1	0	1	0	0	0	0	0	1	0	0	0	0	0	1	0	0	0	0	0	0	0	0	0	0	0	0	1	0	
62822	22	3	5	8	3	3	0	13	9	0	0	0	0	0	5	0	0	0	1	0	2	0	1	0	0	2	1	1	16	6
62830	31	0	0	4	3	14	10	30	1	0	0	0	0	0	0	0	0	0	0	0	0	0	0	0	0	1	0	4	27	
62836	12	0	1	3	4	4	0	12	0	0	0	0	0	0	0	0	0	0	0	0	0	0	0	0	0	0	0	4	8	
62849	7	3	1	3	0	0	0	6	1	0	0	0	1	0	0	0	0	0	0	0	0	0	0	0	0	0	0	7	0	
62854	3	0	2	1	0	0	0	2	1	0	0	0	1	0	0	0	0	0	0	0	0	0	0	0	0	0	0	3	0	
62864	154	0	2	48	60	28	16	149	5	0	0	0	3	0	0	0	0	0	0	0	0	0	0	0	0	2	0	50	104	
62872	24	0	0	2	4	10	8	24	0	0	0	0	0	0	0	0	0	0	0	0	0	0	0	0	0	0	0	2	22	
62884	29	1	2	8	12	6	0	27	2	0	0	0	0	0	1	0	0	0	0	0	0	0	0	0	0	0	1	0	11	18

Screenings Reported by CFC/CPS/DCFS and ZIP / FY2018 Q3

Zip Code	Total Screened	Ages (in Months)							Not Referred	Total Referred	Screenings of Children involved with DCFS			# of Children Ages 0 to 3 Referred to								# of Children Ages 3 to 5 Referred to					Sub-Totals				
		0-11	12-23	24-35	36-47	48-60	61+	In Intact Family Services			Children of Teen Wards	In Foster Care	LEA EI	LEA (ECSE)	EHS	PI (center-based)	Child Care Program	HV	Other Services	Multiple Services	Rescreening	LEA (ECSE)	PFA	HS	Child Care Program	Other HV Services	Multiple Services	Rescreening	Ages 0-35 mos.	Ages 36-61+ mos.	
		62889	42	0	0	6	11	9			16	42	0	0	0	0	0	0	0	0	0	0	0	0	0	0	0	0	0	0	0
62890	20	0	2	7	9	2	0	16	4	0	0	0	0	0	1	0	0	0	0	0	0	3	0	0	0	0	0	9	11		
62896	66	3	2	19	32	10	0	0	66	0	0	0	1	0	6	0	0	0	0	0	3	7	51	6	0	0	0	0	24	42	
62898	42	0	0	9	9	14	10	41	1	0	0	0	0	0	0	0	0	0	0	0	0	0	0	0	0	1	0	9	33		
62912	1	0	1	0	0	0	0	0	1	0	0	0	0	0	0	0	0	0	0	0	0	0	0	0	0	0	0	1	0		
62918	46	7	7	11	15	5	0	8	37	0	0	0	3	0	3	0	18	0	0	4	19	4	2	0	15	0	0	5	15	25	20
62921	2	2	0	0	0	0	0	1	1	0	0	0	0	0	1	0	0	0	0	0	0	0	0	0	0	0	0	0	2	0	
62933	16	4	1	2	3	5	1	0	16	0	0	0	1	0	0	0	7	0	0	1	7	0	0	0	9	0	0	0	9	7	9
62948	9	4	4	1	0	0	0	4	5	0	0	0	0	0	5	0	0	0	0	0	2	0	0	0	0	0	0	0	9	0	
62951	2	0	0	1	1	0	0	0	2	0	0	0	0	0	1	0	0	0	0	0	1	0	0	1	0	0	0	0	1	1	
62959	115	10	38	22	28	15	2	56	59	0	0	0	12	0	7	0	32	0	0	9	34	1	0	0	18	0	0	0	18	70	45
62964	1	1	0	0	0	0	0	0	1	0	0	0	0	0	0	0	0	0	0	0	1	0	0	0	0	0	0	1	0		
62967	1	0	1	0	0	0	0	0	1	0	0	0	0	0	1	0	0	0	0	0	0	0	0	0	0	0	0	1	0		
62974	1	0	0	0	1	0	0	0	1	0	0	0	0	0	0	0	0	0	0	0	0	0	1	0	0	0	0	0	1	0	
62983	2	1	0	1	0	0	0	0	2	0	0	0	0	0	2	0	0	0	0	1	1	0	0	0	0	0	0	0	2	0	
62999	18	2	0	8	5	3	0	13	5	0	0	0	0	0	0	0	0	0	0	2	1	0	1	0	0	0	1	0	10	8	
NONE	33	9	8	6	7	3	0	0	0	0	0	0	0	0	0	0	0	0	0	0	0	0	0	0	0	0	0	23	10		
TOTAL	760	55	85	202	219	135	63	495	231	0	0	0	23	0	36	0	57	0	4	17	72	12	60	8	42	0	6	9	43	342	417

CFC #23 Child and Family Connections c/o WOVSED 800 S. Division, P.O. Box 320 Norris City, IL 62869 - Kathy Murphy

62806	49	2	8	10	18	11	0	37	12	0	0	0	0	0	0	0	0	0	0	0	1	1	9	1	0	0	0	5	5	20	29
62821	3	0	0	0	2	1	0	0	3	0	0	0	0	0	0	0	0	0	0	0	0	0	3	0	0	0	0	2	2	0	3
62835	43	2	3	7	19	12	0	26	17	0	0	0	0	0	0	0	0	0	0	0	0	16	0	0	0	1	9	9	12	31	
62837	84	5	12	18	26	23	0	77	7	0	0	0	0	0	0	0	0	0	0	0	0	7	0	0	0	0	1	1	35	49	
62859	41	6	7	18	10	0	0	4	37	0	0	0	6	0	0	0	27	0	0	7	27	1	1	0	8	0	0	4	9	31	10
62863	59	37	5	3	11	3	0	38	21	0	0	0	1	0	0	0	0	0	1	0	6	0	13	0	0	0	0	10	10	45	14
62869	31	7	13	10	1	0	0	24	7	0	0	0	0	0	0	0	0	0	0	0	6	0	0	0	0	0	0	0	30	1	
62895	17	0	0	0	15	2	0	0	17	0	0	0	0	0	0	0	0	0	0	0	0	2	15	0	0	0	0	13	13	0	17
62917	9	0	0	1	6	2	0	0	9	0	0	0	1	0	0	0	0	0	0	1	1	0	8	0	0	0	0	1	1	1	8
62930	27	1	7	6	10	3	0	0	27	0	0	0	6	0	0	0	14	0	0	6	14	0	13	0	0	0	0	6	6	14	13
62935	1	0	0	0	1	0	0	0	1	0	0	0	0	0	0	0	0	0	0	0	0	0	1	0	0	0	0	1	1	0	1
62938	2	0	2	0	0	0	0	0	2	0	0	0	0	2	0	0	0	0	0	0	0	0	0	0	0	0	0	0	2	0	
62946	188	9	33	28	43	75	0	144	44	0	0	0	1	0	0	0	11	0	0	0	13	3	6	0	24	0	0	10	28	70	118

Screenings Reported by CFC/CPS/DCFS and ZIP / FY2018 Q3

Zip Code	Total Screened	Ages (in Months)						Not Referred	Total Referred	Screenings of Children involved with DCFS			# of Children Ages 0 to 3 Referred to								# of Children Ages 3 to 5 Referred to					Sub-Totals					
		0-11	12-23	24-35	36-47	48-60	61+			In Intact Family Services	Children of Teen Wards	In Foster Care	EI	LEA (ECSE)	PI (center-based)	Child Care Program	HV	Other Services	Multiple Services	Rescreening	LEA (ECSE)	PFA	HS	Child Care Program	Other HV Services	Multiple Services	Rescreening	Ages 0-35 mos.	Ages 36-61+ mos.		
62954	13	0	0	0	11	1	1	0	13	0	0	0	0	0	0	0	0	0	0	0	0	0	12	0	0	0	0	7	8	0	13
62984	18	5	4	7	2	0	0	17	1	0	0	0	1	0	0	0	0	0	0	0	0	0	0	0	0	0	0	0	0	16	2
NONE	17	3	6	6	2	0	0	0	0	0	0	0	0	0	0	0	0	0	0	0	0	0	0	0	0	0	0	0	15	2	
TOTAL	602	77	100	114	177	133	1	367	218	0	0	0	16	2	0	0	52	0	1	14	68	7	104	1	32	0	1	69	93	291	311

CFC #24 Child and Family Connections c/o Archway, Inc. 2751 W. Main, P.O. Box 1180 Carbondale, IL 62901-1180 - Deanna Cruse

62274	15	1	1	5	3	5	0	1	14	0	0	0	1	0	0	0	0	0	1	0	1	0	8	1	0	0	3	0	0	7	8
62832	20	1	2	10	3	4	0	2	18	0	0	0	3	0	0	0	0	0	0	0	0	0	13	4	0	0	0	0	0	13	7
62888	1	0	0	0	1	0	0	0	1	0	0	0	0	0	0	0	0	0	0	0	0	0	0	1	0	0	0	0	0	0	1
62901	179	23	38	46	36	26	10	137	42	0	0	2	5	0	0	3	14	1	0	14	14	4	3	0	19	0	0	19	19	107	72
62903	15	1	6	1	5	1	1	0	15	0	0	0	1	0	0	0	0	7	1	7	7	0	6	0	0	0	0	2	3	8	7
62916	1	0	0	0	0	1	0	0	1	0	0	0	0	0	0	0	0	0	0	0	0	0	1	0	0	0	0	0	0	0	1
62924	12	5	0	1	1	5	0	5	7	0	0	0	1	0	0	0	1	0	0	1	1	0	0	0	6	0	0	6	6	6	6
62931	1	0	0	0	1	0	0	0	1	0	0	0	0	0	0	0	0	0	0	0	0	0	1	0	0	0	0	0	0	0	1
62932	14	0	1	4	7	1	1	1	13	0	0	0	0	0	0	0	0	0	0	0	0	0	13	0	0	0	0	0	0	5	9
62938	4	0	0	0	4	0	0	0	4	0	0	0	0	0	0	0	0	0	0	0	0	1	3	0	0	0	0	1	1	0	4
62966	37	2	1	7	16	11	0	5	32	0	0	0	0	0	0	0	3	1	0	3	3	2	24	17	4	0	0	21	4	10	27
62982	0	0	0	0	0	0	0	0	0	0	0	0	0	0	0	0	0	0	0	0	0	0	0	0	0	0	0	0	0	0	0
NONE	15	5	6	3	0	1	0	0	0	0	0	0	0	0	0	0	0	0	0	0	0	0	0	0	0	0	0	0	0	14	1
TOTAL	314	38	55	77	77	55	12	151	148	0	0	2	11	0	0	3	18	9	2	25	26	7	72	23	29	0	3	49	33	170	144

CFC #25 Child and Family Connections Options & Advocacy for McHenry Co. 365 Millennium Drive, Suite A Crystal Lake, IL 60012 - Karen Rios

60010	2	0	0	0	1	1	0	1	1	0	0	0	0	0	0	0	0	0	0	0	0	0	0	0	0	0	0	0	1	0	2
60012	1	0	0	0	1	0	0	0	1	0	0	0	0	0	0	0	0	0	0	0	0	0	0	0	0	0	0	0	1	0	1
60013	71	1	4	6	9	49	2	54	17	0	0	0	0	0	0	0	0	0	0	0	0	14	1	0	0	0	1	0	3	11	60
60014	252	67	91	77	12	5	0	17	234	0	0	0	0	0	0	0	0	0	3	0	1	5	0	0	0	0	1	1	4	235	17
60033	12	1	1	8	0	0	2	1	10	0	0	0	0	0	1	3	1	10	1	2	0	0	0	0	0	0	0	0	0	10	2
60042	60	2	13	20	3	22	0	58	2	0	0	0	2	0	0	0	0	0	0	0	0	0	0	0	0	0	0	0	0	35	25
60050	3	0	0	0	2	0	1	2	0	0	0	0	0	0	0	0	0	0	0	0	0	0	0	0	0	0	0	0	0	0	3
60081	0	0	0	0	0	0	0	0	0	0	0	0	0	0	0	0	0	0	0	0	0	0	0	0	0	0	0	0	0	0	0
60097	6	0	0	0	4	2	0	0	6	0	0	0	0	0	0	0	0	0	0	0	0	0	6	0	0	0	0	0	0	0	6
60098	39	0	0	0	22	17	0	0	39	0	0	1	0	0	0	0	0	0	0	0	0	0	39	0	0	0	3	3	0	0	39
60142	116	1	1	6	14	94	0	105	11	0	0	0	1	3	0	0	0	0	0	0	0	7	0	0	0	0	0	0	0	8	108

Screenings Reported by CFC/CPS/DCFS and ZIP / FY2018 Q3

Zip Code	Total Screened	Ages (in Months)						Not Referred	Total Referred	Screenings of Children involved with DCFS			# of Children Ages 0 to 3 Referred to								# of Children Ages 3 to 5 Referred to					Sub-Totals					
		0-11	12-23	24-35	36-47	48-60	61+			In Intact Family Services	Children of Teen Wards	In Foster Care	LEA EI	LEA (ECSE)	EHS	PI (center-based)	Child Care Program	HV	Other Services	Multiple Services	Rescreening	LEA (ECSE)	PFA	HS	Child Care Program	Other HV Services	Multiple Services	Rescreening	Ages 0-35 mos.	Ages 36-61+ mos.	
60152	20	0	0	4	11	5	0	0	20	0	0	0	0	0	0	0	0	0	3	0	1	0	16	0	0	0	0	0	0	4	16
60156	50	0	0	7	31	9	3	14	36	0	0	0	0	0	0	0	0	0	0	0	0	15	21	0	0	0	0	0	7	43	
NONE	17	5	8	3	0	1	0	0	0	0	0	0	0	0	0	0	0	0	0	0	0	0	0	0	0	0	0	0	16	1	
TOTAL	649	77	118	131	110	205	8	252	377	0	0	1	3	3	1	3	1	10	7	2	2	41	83	0	0	0	5	4	9	326	323

Chicago Health Department / Clinics , -

NONE	122	28	29	40	19	6	0	0	0	0	0	0	0	0	0	0	0	0	0	0	0	0	0	0	0	0	0	0	0	0	97	25
TOTAL	122	28	29	40	19	6	0	0	0	0	0	0	0	0	0	0	0	0	0	0	0	0	0	0	0	0	0	0	0	97	25	

Chicago Public Schools, Exec Director Office of Diverse Learner Supprt & Services 42 West Madison St. 2nd Floor Chicago, IL 60602 - Vacant

60602	822	36	74	145	266	178	80	517	113	0	0	0	21	0	0	0	0	0	0	0	65	92	0	0	0	0	0	0	0	0	127	255	524
TOTAL	822	36	74	145	266	178	80	517	113	0	0	0	21	0	0	0	0	0	0	0	65	92	0	0	0	0	0	0	0	127	255	524	

DCFS/Erikson Institute Statewide 451 North LaSalle Street Chicago, IL 60654 - Andria Goss

NONE	449	173	106	128	20	11	11	0	0	153	0	0	183	13	60	0	0	51	25	23	150	45	0	51	0	0	7	9	2	407	42
TOTAL	449	173	106	128	20	11	11	0	0	153	0	0	183	13	60	0	0	51	25	23	150	45	0	51	0	0	7	9	2	407	42

Screenings Reported by CFC/CPS/DCFS and Month / FY2018 Q3

Month	Total Screened	Ages (in Months)						Not Referred	Total Referred	Screenings of Children involved with DCFS			# of Children Ages 0 to 3 Referred to							# of Children Ages 3 to 5 Referred to					Sub-Totals							
		0-11	12-23	24-35	36-47	48-60	61+			In Intact Family Services	Children of Teen Wards	In Foster Care	LEA EI	LEA (ECSE)	PI (center-based)	Child Care Program	Other HV Services	Multiple Services	Rescreening	LEA (ECSE)	PFA	HS	Child Care Program	Other HV Services	Multiple Services	Rescreening	Ages 0-35 mos.	Ages 36-61+ mos.				
CFC #01 Child and Family Connections 1752 Windsor Road, Suite 102 P.O. Box 16390 Loves Park, IL 61132-6390 - Dee Dee Lowery																																
Oct-17	1	0	0	0	1	0	0	0	1	0	0	0	0	0	0	0	0	0	0	0	0	1	0	0	0	0	0	0	0	1		
Jan-18	309	18	31	66	75	92	27	221	88	3	0	12	3	1	0	0	0	0	4	0	14	24	24	0	0	0	14	1	5	115	194	
Feb-18	647	5	6	44	205	273	114	457	190	2	0	1	3	11	0	0	0	0	5	1	27	47	49	0	0	0	11	5	43	55	592	
Mar-18	293	20	33	36	129	65	10	115	133	0	0	0	3	4	0	0	0	0	3	0	8	19	42	0	28	0	14	0	12	89	204	
TOTAL	1250	43	70	146	410	430	151	793	412	5	0	13	9	16	0	0	0	0	12	1	49	90	116	0	28	0	39	6	60	259	991	
CFC #02 Child and Family Connections Lake County Health Department 3010 Grand Avenue, 2nd Floor Waukegan, IL 60085 - Donna Musser																																
Aug-17	85	0	0	2	41	42	0	0	85	0	0	0	0	2	0	0	0	0	0	0	0	4	83	0	0	0	0	0	0	12	2	83
Sep-17	24	0	0	1	12	11	0	0	24	0	0	0	0	1	0	0	0	0	0	0	0	3	23	0	0	0	0	0	0	1	23	
Nov-17	27	0	0	0	10	16	1	5	22	0	0	3	0	0	0	0	0	0	0	0	0	20	0	0	0	0	0	0	2	0	27	
Dec-17	41	0	0	1	24	14	2	3	38	0	0	0	0	0	0	0	0	0	1	0	0	2	28	0	0	0	8	3	8	1	40	
Jan-18	363	82	97	133	24	22	5	303	60	0	0	14	24	9	0	0	0	4	18	8	3	9	27	0	3	0	4	5	5	312	51	
Feb-18	293	60	66	85	55	25	2	202	91	1	0	3	21	7	0	0	0	0	13	4	1	17	27	7	0	0	10	5	10	211	82	
Mar-18	268	58	75	87	25	18	5	8	38	0	0	1	5	2	0	0	0	0	13	2	3	14	22	0	0	0	1	2	4	220	48	
TOTAL	1101	200	238	309	191	148	15	521	358	1	0	21	50	21	0	0	0	4	45	14	7	69	210	7	3	0	23	15	41	747	354	
CFC #03 Child and Family Connections 27 South State Avenue Suite 101 Freeport, IL 61032 - Angela Hodges																																
Jan-18	25	11	3	7	3	1	0	21	4	0	0	0	0	0	0	0	0	0	0	0	0	4	0	0	0	0	0	0	0	21	4	
Mar-18	27	9	7	5	1	5	0	0	0	0	0	0	0	0	0	0	0	0	0	0	0	0	0	0	0	0	0	0	0	21	6	
TOTAL	52	20	10	12	4	6	0	21	4	0	0	0	0	0	0	0	0	0	0	0	0	4	0	0	0	0	0	0	42	10		
CFC #04 Child and Family Connections 1551 East Fabyan Parkway Geneva, IL 60134 - Ellana Mavromatis																																
Sep-17	79	6	3	1	44	25	0	16	63	0	0	1	1	0	0	0	0	0	0	0	0	18	37	0	0	0	0	0	7	10	69	
Oct-17	8	3	4	1	0	0	0	8	0	0	0	0	0	0	0	0	0	0	0	0	0	0	0	0	0	0	0	0	0	8	0	
Nov-17	5	3	2	0	0	0	0	5	0	0	0	0	0	0	0	0	0	0	0	0	0	0	0	0	0	0	0	0	5	0		
Dec-17	6	1	2	3	0	0	0	6	0	0	0	0	0	0	0	0	0	0	0	0	0	0	0	0	0	0	0	0	6	0		
Jan-18	174	13	15	11	83	42	10	87	87	0	0	1	2	4	0	0	0	0	0	0	0	39	36	0	0	0	1	8	13	39	135	
Feb-18	246	34	32	29	82	68	1	126	119	0	0	0	10	2	0	0	0	0	0	0	0	30	44	0	0	0	15	0	23	95	151	
Mar-18	388	42	48	58	167	66	8	218	145	0	0	1	4	1	0	0	0	0	0	0	1	35	78	0	0	0	12	0	18	148	241	
TOTAL	906	102	106	103	376	201	19	466	414	0	0	3	17	7	0	0	0	0	0	0	1	122	195	0	0	0	28	8	61	311	596	
CFC #05 Child and Family Connections 750 Warrenville Road Suite 300 Lisle, IL 60532 - Lori Orr																																
Aug-17	30	0	0	4	22	4	0	16	14	0	0	0	0	0	0	0	0	0	0	0	0	10	0	0	0	0	16	0	2	4	26	
Sep-17	23	0	0	3	15	5	0	13	10	0	0	0	0	1	0	0	0	0	2	0	0	2	5	0	0	0	0	0	2	3	20	
Oct-17	20	0	0	4	10	6	0	6	14	0	0	0	0	4	0	0	0	0	0	0	0	10	0	0	0	0	6	0	1	4	16	

Screenings Reported by CFC/CPS/DCFS and Month / FY2018 Q3

Month	Total Screened	Ages (in Months)						Not Referred	Total Referred	Screenings of Children involved with DCFS			# of Children Ages 0 to 3 Referred to							# of Children Ages 3 to 5 Referred to					Sub-Totals					
		0-11	12-23	24-35	36-47	48-60	61+			In Intact Family Services	Children of Teen Wards	In Foster Care	LEA EI	LEA (ECSE)	PI (center-based)	Child Care Program	HV	Other Services	Multiple Services	Rescreening	LEA (ECSE)	PFA	HS	Child Care Program	HV	Other Services	Multiple Services	Rescreening	Ages 0-35 mos.	Ages 36-61+ mos.
Jan-18	175	11	10	36	86	27	5	73	102	0	0	0	8	12	0	0	0	0	0	0	22	39	0	0	0	4	2	14	57	118
Feb-18	232	10	15	41	107	49	10	86	146	0	0	0	13	17	0	0	0	0	0	4	61	47	0	0	0	6	0	11	66	166
Mar-18	263	15	31	37	121	51	8	90	154	1	0	3	3	8	0	0	0	0	0	3	50	83	0	0	0	5	0	3	83	180
TOTAL	743	36	56	125	361	142	23	284	440	1	0	3	24	42	0	0	0	0	2	7	155	174	0	0	0	37	2	33	217	526

CFC #06 Child and Family Connections 1835 West Central Road Arlington Heights, IL 60005 - Brenda DeVito

Sep-17	9	0	0	0	6	3	0	0	9	0	0	1	0	0	0	0	0	0	0	7	2	0	0	0	0	0	0	0	0	9
Oct-17	10	0	0	0	6	4	0	0	10	0	0	0	0	0	0	0	0	0	0	10	0	0	0	0	0	0	0	0	0	10
Dec-17	18	0	0	0	12	6	0	0	18	0	0	0	0	0	0	0	0	0	0	13	2	0	0	0	3	0	0	0	18	
Jan-18	118	0	0	29	47	37	5	27	91	9	0	1	1	16	0	0	0	0	1	33	31	0	0	0	5	2	0	29	89	
Feb-18	98	0	1	19	37	37	4	23	75	0	0	0	2	4	0	0	0	0	0	33	22	0	0	0	9	1	5	20	78	
Mar-18	125	1	1	20	60	40	3	26	99	0	0	0	4	7	0	0	0	0	1	42	32	0	0	0	6	2	6	22	103	
TOTAL	378	1	2	68	168	127	12	76	302	9	0	2	7	27	0	0	0	0	2	138	89	0	0	0	23	5	11	71	307	

CFC #07 Child and Family Connections One Westbrook Corporate Center Suite 640 Westchester, IL 60154 - JoAnn Alferink

Sep-17	2	0	0	1	0	1	0	0	2	0	0	0	0	1	0	0	0	0	0	1	0	0	0	0	0	0	0	0	1	1
Jan-18	51	2	2	15	19	13	0	0	51	0	0	0	4	8	0	0	0	7	0	9	22	0	1	0	0	0	0	19	32	
Feb-18	410	37	58	73	112	99	31	365	45	0	0	0	4	0	0	0	0	1	2	6	30	0	0	0	2	0	0	168	242	
Mar-18	501	121	33	79	169	93	6	281	121	1	0	2	6	7	0	0	0	7	14	17	55	0	1	0	6	0	5	233	268	
TOTAL	964	160	93	168	300	206	37	646	219	1	0	2	14	16	0	0	0	15	16	33	107	0	2	0	8	0	5	421	543	

CFC #08 Branddecker Center Attn: Child and Family Connections 9455 South Hoyne Avenue Chicago, IL 60643 - Marlene Stroube

Oct-17	0	0	0	0	0	0	0	0	0	0	0	0	0	0	0	0	0	0	0	0	0	0	0	0	0	0	0	0	0
Nov-17	0	0	0	0	0	0	0	0	0	0	0	0	0	0	0	0	0	0	0	0	0	0	0	0	0	0	0	0	0
Dec-17	0	0	0	0	0	0	0	0	0	0	0	0	0	0	0	0	0	0	0	0	0	0	0	0	0	0	0	0	0
Jan-18	0	0	0	0	0	0	0	0	0	0	0	0	0	0	0	0	0	0	0	0	0	0	0	0	0	0	0	0	0
Feb-18	0	0	0	0	0	0	0	0	0	0	0	0	0	0	0	0	0	0	0	0	0	0	0	0	0	0	0	0	0
Mar-18	0	0	0	0	0	0	0	0	0	0	0	0	0	0	0	0	0	0	0	0	0	0	0	0	0	0	0	0	0
TOTAL	0	0	0	0	0	0	0	0	0	0	0	0	0	0	0	0	0	0	0	0	0	0	0	0	0	0	0	0	0

CFC #09 Child and Family Connections 5422 W. Roosevelt Road Chicago, IL 60644 - Grace Ortiz

Mar-18	278	257	19	2	0	0	0	0	0	0	0	0	0	0	0	0	0	0	0	0	0	0	0	0	0	0	0	0	278	0
TOTAL	278	257	19	2	0	0	0	0	0	0	0	0	0	0	0	0	0	0	0	0	0	0	0	0	0	0	0	278	0	

CFC #12 Child and Family Connections Easter Seals Society of Metro Chicago 17300 South Ozark Avenue - North Bldg. Tinley Park, IL 60477 - Peter Byrne

Aug-17	17	0	0	0	12	5	0	15	2	0	0	0	0	0	0	0	0	0	0	2	17	0	0	0	0	0	0	1	0	17
--------	----	---	---	---	----	---	---	----	---	---	---	---	---	---	---	---	---	---	---	---	----	---	---	---	---	---	---	---	---	----

Screenings Reported by CFC/CPS/DCFS and Month / FY2018 Q3

Month	Total Screened	Ages (in Months)						Not Referred	Total Referred	Screenings of Children involved with DCFS			# of Children Ages 0 to 3 Referred to								# of Children Ages 3 to 5 Referred to					Sub-Totals						
		0-11	12-23	24-35	36-47	48-60	61+			In Intact Family Services	Children of Teen Wards	In Foster Care	LEA EI	LEA (ECSE)	EHS	PI (center-based)	Child Care Program	HV	Other Services	Multiple Services	Rescreening	LEA (ECSE)	PFA	HS	Child Care Program	Other HV	Multiple Services	Rescreening	Ages 0-35 mos.	Ages 36-61+ mos.		
Oct-17	7	0	0	2	1	4	0	2	5	0	0	0	0	2	0	0	0	0	0	0	0	3	0	0	0	0	0	0	2	5		
Nov-17	6	0	0	0	3	1	2	0	6	0	0	0	0	0	0	0	0	0	0	0	0	6	0	0	0	0	0	0	0	6		
Dec-17	55	0	0	13	26	15	1	1	54	0	0	0	0	5	0	0	0	3	5	0	0	0	40	4	0	0	5	0	0	13	42	
Jan-18	52	0	2	1	28	16	5	22	30	0	0	0	0	0	0	0	3	0	0	0	7	20	0	0	0	0	0	1	3	49		
Feb-18	252	1	1	4	89	116	41	177	75	0	0	0	0	0	0	0	2	0	0	0	4	53	0	0	0	1	3	12	6	246		
Mar-18	105	3	7	17	55	21	2	70	35	0	0	1	6	0	0	0	0	1	0	0	0	13	3	0	0	0	7	0	7	27	78	
TOTAL	494	4	10	37	214	178	51	287	207	0	0	1	6	7	0	0	0	9	5	0	0	29	139	4	0	0	13	3	21	51	443	
CFC #13 Child and Family Connections 130 S. Lafayette Street Suite 200 Macomb, IL 61455 - Chuck Farr																																
Nov-17	7	0	2	5	0	0	0	4	3	0	0	0	0	0	0	0	0	0	3	0	0	0	0	0	0	0	0	0	7	0		
Jan-18	41	9	15	15	1	1	0	37	4	0	1	0	0	0	0	0	1	0	0	1	0	1	0	1	0	0	0	0	39	2		
Feb-18	21	2	3	10	6	0	0	13	8	0	0	2	0	0	0	0	0	1	0	0	0	7	0	0	0	0	0	0	15	6		
Mar-18	75	19	20	21	11	4	0	29	18	0	0	3	0	0	0	0	3	0	0	0	0	14	0	0	0	0	0	1	60	15		
TOTAL	144	30	40	51	18	5	0	83	33	0	1	5	0	0	0	0	4	4	0	1	0	22	0	1	0	0	0	1	121	23		
CFC #14 Child and Family Connections 3000 W. Rohmann Ave. West Peoria, IL 61604 - Michelle Harr																																
Jan-18	81	2	7	18	29	20	5	36	45	0	0	4	4	3	0	0	0	0	2	0	8	4	12	0	0	0	7	0	6	27	54	
Feb-18	117	2	3	21	62	27	2	24	93	0	0	1	6	0	0	0	0	1	1	0	4	15	44	0	0	0	17	2	8	26	91	
Mar-18	153	22	12	25	60	30	4	39	59	2	0	1	3	2	0	0	0	0	1	0	6	9	26	1	0	0	0	12	14	59	94	
TOTAL	351	26	22	64	151	77	11	99	197	2	0	6	13	5	0	0	0	1	4	0	18	28	82	1	0	0	24	14	28	112	239	
CFC #15 Child and Family Connections Serv. Will. Grundy, Kankakee Cnties, Inc 2300 Glenwood Ave. Joliet, IL 60435 - Rachel Cimino																																
Nov-17	42	0	0	2	23	13	4	0	42	0	0	0	0	0	0	0	0	0	2	0	0	20	0	0	19	0	0	0	3	2	40	
Jan-18	421	8	11	32	163	162	45	294	127	0	0	0	9	0	0	0	0	0	0	0	3	39	46	0	0	3	8	0	21	51	370	
Feb-18	514	18	28	54	206	169	39	291	223	0	0	0	18	0	0	0	0	0	1	0	2	45	143	0	0	0	6	1	5	100	414	
Mar-18	553	40	32	89	214	136	40	280	217	0	0	0	15	13	0	0	0	0	1	0	2	44	196	0	3	0	9	5	84	161	390	
TOTAL	1530	66	71	177	606	480	128	865	609	0	0	0	42	13	0	0	0	0	4	0	7	148	385	0	22	3	23	6	113	314	1214	
CFC #16 Child and Family Connections 103 S. Country Fair Drive Champaign, IL 61821 - Maggie Jones																																
Jan-18	124	6	5	29	57	26	1	28	97	0	0	2	5	0	0	0	0	0	11	0	13	12	45	0	0	0	1	0	10	40	84	
Feb-18	131	7	4	31	62	57	2	11	120	0	0	3	8	3	1	0	0	0	10	0	14	7	47	0	0	0	4	0	9	42	121	
Mar-18	129	22	21	23	43	17	3	11	70	0	0	6	2	0	0	0	0	0	1	0	14	7	45	0	0	0	0	0	4	66	63	
TOTAL	384	35	30	83	162	100	6	50	287	0	0	11	15	3	1	0	0	0	22	0	41	26	137	0	0	0	5	0	23	148	268	
CFC #17 Child and Family Connections 510 Maine Street Suite 615 Quincy, IL 62301 - Michelle Schwanke & Ashley Edwards																																
Jan-18	0	0	0	0	0	0	0	0	0	0	0	0	0	0	0	0	0	0	0	0	0	0	0	0	0	0	0	0	0	0	0	0

Screenings Reported by CFC/CPS/DCFS and Month / FY2018 Q3

Month	Total Screened	Ages (in Months)						Not Referred	Total Referred	Screenings of Children involved with DCFS			# of Children Ages 0 to 3 Referred to								# of Children Ages 3 to 5 Referred to					Sub-Totals					
		0-11	12-23	24-35	36-47	48-60	61+			In Intact Family Services	Children of Teen Wards	In Foster Care	LEA EI	LEA (ECSE)	PI (center-based)	Child Care Program	HV	Other Services	Multiple Services	Rescreening	LEA (ECSE)	PFA	HS	Child Care Program	Other HV	Multiple Services	Rescreening	Ages 0-35 mos.	Ages 36-61+ mos.		
Mar-18	28	6	9	5	4	4	0	0	0	0	0	0	0	0	0	0	0	0	0	0	0	0	0	0	0	0	0	0	0	20	8
TOTAL	28	6	9	5	4	4	0	0	0	0	0	0	0	0	0	0	0	0	0	0	0	0	0	0	0	0	0	0	20	8	
CFC #18 Child and Family Connections Sangamon Co. Public Health Department 2833 South Grand Avenue, East Springfield, IL 62703 - Lisa McGlothlin																															
Jan-18	1	1	0	0	0	0	0	0	1	0	0	0	1	0	0	0	0	0	0	0	0	0	0	0	0	0	0	0	1	0	
Feb-18	3	0	3	0	0	0	0	0	3	0	0	0	1	0	0	0	0	3	0	1	0	0	0	0	0	0	0	3	0		
Mar-18	40	10	20	9	1	0	0	9	5	0	0	0	4	0	0	0	0	1	0	0	0	0	0	0	0	0	0	39	1		
TOTAL	44	11	23	9	1	0	0	9	9	0	0	0	6	0	0	0	0	4	0	1	0	0	0	0	0	0	0	43	1		
CFC #19 Child and Family Connections c/o Macon County Mental Health Board 132 South Water, Suite 604 Decatur, IL 62523 - Debbie Floyd																															
Sep-17	68	0	0	29	21	17	1	6	62	0	0	0	0	2	0	0	0	0	0	0	0	11	46	2	0	0	7	6	0	29	39
Oct-17	32	0	0	11	10	9	2	1	31	0	0	0	0	3	1	0	0	0	0	0	4	21	2	0	0	2	2	0	11	21	
Nov-17	24	0	0	13	7	4	0	0	24	0	0	0	0	1	0	0	0	0	0	0	8	15	0	0	0	0	0	13	11		
Dec-17	43	0	1	21	8	12	1	3	40	0	0	0	2	1	0	0	0	0	0	0	8	28	0	0	0	3	2	0	22	21	
Jan-18	11	0	0	7	3	1	0	0	11	0	0	0	0	0	0	0	0	0	0	0	5	6	0	0	0	3	3	0	7	4	
Feb-18	25	9	6	10	0	0	0	25	0	6	0	1	0	0	0	0	0	0	0	0	0	0	0	0	0	0	0	25	0		
Mar-18	842	14	56	152	300	137	183	328	466	2	1	0	12	0	0	0	0	0	0	0	36	394	0	0	0	22	0	2	222	620	
TOTAL	1045	23	63	243	349	180	187	363	634	8	1	1	14	7	1	0	0	0	0	0	72	510	4	0	0	37	13	2	329	716	
CFC #20 Child and Family Connections 1901 S. 4th St. Suite 209 Effingham, IL 62401 - Rita Wahl																															
Sep-17	12	0	0	2	4	5	1	6	6	0	0	0	0	0	0	0	0	0	0	0	2	4	0	0	0	0	0	0	2	10	
Oct-17	2	0	0	1	1	0	0	0	2	0	0	0	0	0	0	0	0	0	1	0	0	1	0	0	0	0	0	0	1	1	
Dec-17	4	0	0	2	0	2	0	0	4	0	0	0	0	1	0	0	0	0	0	0	2	1	0	0	0	0	0	2	2		
Jan-18	2	0	0	2	0	0	0	0	2	0	0	0	0	2	0	0	0	0	0	0	0	0	0	0	0	0	0	2	0		
Feb-18	166	9	12	22	59	34	30	121	79	0	0	0	7	0	0	0	0	0	0	0	25	11	0	0	0	1	0	1	43	123	
Mar-18	596	23	40	80	159	99	195	355	202	29	0	1	12	0	0	0	0	1	0	0	30	136	16	0	0	1	0	4	143	453	
TOTAL	782	32	52	109	223	140	226	482	295	29	0	1	19	3	0	0	0	1	1	0	59	153	16	0	0	2	0	5	193	589	
CFC #21 Child and Family Connections 4 Eagle Center Suite #4 O'Fallon, IL 62269 - Nicole Van Hise																															
Dec-17	10	3	4	3	0	0	0	8	2	0	0	0	0	0	0	0	0	2	0	0	0	0	0	0	0	0	0	0	10	0	
Jan-18	565	179	132	93	100	56	5	503	62	0	0	0	8	0	0	0	0	3	0	0	1	50	0	0	0	4	4	0	404	161	
Feb-18	112	10	16	31	36	14	5	39	45	0	0	2	1	3	0	0	0	2	0	0	2	37	0	0	0	0	0	57	55		
Mar-18	633	154	120	116	165	78	0	432	117	0	0	2	3	7	0	0	5	0	2	0	22	81	1	13	0	1	7	0	390	243	
TOTAL	1320	346	272	243	301	148	10	982	226	0	0	4	12	10	0	0	5	7	2	0	25	168	1	13	0	5	11	0	861	459	

Screenings Reported by CFC/CPS/DCFS and Month / FY2018 Q3

Month	Total Screened	Ages (in Months)						Not Referred	Total Referred	Screenings of Children involved with DCFS			# of Children Ages 0 to 3 Referred to							# of Children Ages 3 to 5 Referred to					Sub-Totals						
		0-11	12-23	24-35	36-47	48-60	61+			In Intact Family Services	Children of Teen Wards	In Foster Care	LEA EI	LEA (ECSE)	PI (center-based)	Child Care Program	HV	Other Services	Multiple Services	Rescreening	LEA (ECSE)	PFA	HS	Child Care Program	Other HV	Multiple Services	Rescreening	Ages 0-35 mos.	Ages 36-61+ mos.		
CFC #22 Child and Family Connections 101 South Lincoln Centralia, IL 62801 - Bill Ferguson																															
Jan-18	98	12	23	22	27	11	2	42	55	0	0	0	6	0	19	0	17	0	0	6	27	0	4	3	12	0	0	0	12	57	40
Feb-18	192	10	14	38	50	45	35	150	42	0	0	0	7	0	8	0	13	0	0	7	18	3	3	0	9	0	2	1	9	62	130
Mar-18	470	33	48	142	142	79	26	303	134	0	0	0	10	0	9	0	27	0	4	4	27	9	53	5	21	0	4	8	22	223	247
TOTAL	760	55	85	202	219	135	63	495	231	0	0	0	23	0	36	0	57	0	4	17	72	12	60	8	42	0	6	9	43	342	417
CFC #23 Child and Family Connections c/o WOVSED 800 S. Division, P.O. Box 320 Norris City, IL 62869 - Kathy Murphy																															
Jan-18	218	12	35	48	58	65	0	192	26	0	0	0	3	0	0	0	4	0	0	2	6	0	16	0	3	0	0	15	15	95	123
Feb-18	163	45	28	32	23	35	0	117	46	0	0	0	8	0	0	0	25	0	1	6	33	0	4	0	5	0	1	3	8	105	58
Mar-18	221	20	37	34	96	33	1	58	146	0	0	0	5	2	0	0	23	0	0	6	29	7	84	1	24	0	0	51	70	91	130
TOTAL	602	77	100	114	177	133	1	367	218	0	0	0	16	2	0	0	52	0	1	14	68	7	104	1	32	0	1	69	93	291	311
CFC #24 Child and Family Connections c/o Archway, Inc. 2751 W. Main, P.O. Box 1180 Carbondale, IL 62901-1180 - Deanna Cruse																															
Jan-18	67	6	16	4	23	14	4	46	21	0	0	1	1	0	0	0	1	3	0	4	4	0	12	0	5	0	0	7	7	26	41
Feb-18	68	6	13	17	15	12	5	37	31	0	0	0	3	0	0	0	0	3	0	2	2	2	22	18	1	0	0	18	2	36	32
Mar-18	179	26	26	56	39	29	3	68	96	0	0	1	7	0	0	3	17	3	2	19	20	5	38	5	23	0	3	24	24	108	71
TOTAL	314	38	55	77	77	55	12	151	148	0	0	2	11	0	0	3	18	9	2	25	26	7	72	23	29	0	3	49	33	170	144
CFC #25 Child and Family Connections Options & Advocacy for McHenry Co. 365 Millennium Drive, Suite A Crystal Lake, IL 60012 - Karen Rios																															
Oct-17	7	0	0	3	3	1	0	2	5	0	0	0	0	0	0	0	0	0	3	0	0	2	0	0	0	0	0	0	0	3	4
Nov-17	0	0	0	0	0	0	0	0	0	0	0	0	0	0	0	0	0	0	0	0	0	0	0	0	0	0	0	0	0	0	0
Dec-17	15	10	0	1	4	0	0	12	3	0	0	0	0	0	0	0	0	0	0	0	1	1	0	0	0	0	0	0	1	11	4
Jan-18	204	23	43	40	41	53	4	57	144	0	0	0	1	0	0	2	1	2	3	2	1	23	24	0	0	0	0	0	3	106	98
Feb-18	214	22	32	37	28	93	2	106	108	0	0	0	0	0	1	1	0	8	1	0	0	6	18	0	0	0	1	1	4	91	123
Mar-18	209	22	43	50	34	58	2	75	117	0	0	1	2	3	0	0	0	0	0	0	0	9	41	0	0	0	4	3	1	115	94
TOTAL	649	77	118	131	110	205	8	252	377	0	0	1	3	3	1	3	1	10	7	2	2	41	83	0	0	0	5	4	9	326	323
Chicago Health Department / Clinics - -																															
Mar-18	122	28	29	40	19	6	0	0	0	0	0	0	0	0	0	0	0	0	0	0	0	0	0	0	0	0	0	0	0	97	25
TOTAL	122	28	29	40	19	6	0	0	0	0	0	0	0	0	0	0	0	0	0	0	0	0	0	0	0	0	0	0	0	97	25
Chicago Public Schools, Exec Director Office of Diverse Learner Supprt & Services 42 West Madison St. 2nd Floor Chicago, IL 60602 - Vacant																															
Feb-18	322	9	27	55	97	87	4	208	38	0	0	0	12	0	0	0	0	0	0	0	28	26	0	0	0	0	0	0	48	91	188
Mar-18	500	27	47	90	169	91	76	309	75	0	0	0	9	0	0	0	0	0	0	0	37	66	0	0	0	0	0	0	79	164	336
TOTAL	822	36	74	145	266	178	80	517	113	0	0	0	21	0	0	0	0	0	0	0	65	92	0	0	0	0	0	0	127	255	524

Screenings Reported by CFC/CPS/DCFS and Month / FY2018 Q3

Month	Total Screened	Ages (in Months)						Not Referred	Total Referred	Screenings of Children involved with DCFS			# of Children Ages 0 to 3 Referred to								# of Children Ages 3 to 5 Referred to					Sub-Totals					
		0-11	12-23	24-35	36-47	48-60	61+			In Intact Family Services	Children of Teen Wards	In Foster Care	LEA EI	LEA (ECSE)	EHS	PI (center-based)	Child Care Program	HV	Other Services	Multiple Services	Rescreening	LEA (ECSE)	PFA	HS	Child Care Program	HV	Other Services	Multiple Services	Rescreening	Ages 0-35 mos.	Ages 36-61+ mos.
		Jan-18	146	53	36	41	4			5	7	0	0	51	0	0	61	1	23	0	0	16	8	5	64	11	0	6	0	0	0
Feb-18	136	48	38	34	10	4	2	0	0	45	0	0	40	2	19	0	0	12	11	6	24	22	0	31	0	0	6	6	2	120	16
Mar-18	167	72	32	53	6	2	2	0	0	57	0	0	82	10	18	0	0	23	6	12	62	12	0	14	0	0	1	0	0	157	10
TOTAL	449	173	106	128	20	11	11	0	0	153	0	0	183	13	60	0	0	51	25	23	150	45	0	51	0	0	7	9	2	407	42

DCFS/Erikson Institute Statewide 451 North LaSalle Street Chicago, IL 60654 - Andria Goss

Screenings Reported by CFC/CPS/DCFS and Agencies Represented / FY2018 Q3

Agency Type	Total Screened	Screenings of Children involved with DCFS							# of Children Ages 0 to 3 Referred to										# of Children Ages 3 to 5 Referred to					Sub-Totals														
		Ages (in Months)						Not Referred	Total Referred	Family Services	In Intact Children	In Teen Wards	In Foster Care	LEA EI	LEA (ECSE)	PI (center-based)	Child Care Program	HV	Other Services	Multiple Services	Rescreening	LEA (ECSE)	PFA	HS	Child Care Program	HV	Other Services	Multiple Services	Rescreening	Ages 0-35 mos.	Ages 36-61+ mos.							
		0-11	12-23	24-35	36-47	48-60	61+																															
CFC #01 Child and Family Connections 1752 Windsor Road, Suite 102 P.O. Box 16390 Loves Park, IL 61132-6390 - Dee Dee Lowery																																						
DCFS	45	12	23	8	1	1	0	0	0	0	0	0	0	0	0	0	0	0	0	0	0	0	0	0	0	0	0	0	0	0	0	0	0	0	0	43	2	
HS/EHS	176	26	40	56	38	15	1	137	39	2	0	8	5	0	0	0	0	0	0	0	0	0	0	0	0	0	0	0	0	0	0	0	0	0	0	2	122	54
HV	5	2	2	1	0	0	0	4	1	0	0	1	1	0	0	0	0	0	0	0	0	0	0	0	0	0	0	0	0	0	0	0	0	0	0	5	0	
LEA	1024	3	5	81	371	414	150	652	372	3	0	4	3	16	0	0	0	0	0	12	1	25	82	116	0	28	0	39	6	58	89	935						
PAT	5	2	2	1	0	0	0	4	1	0	0	1	1	0	0	0	0	0	0	0	0	0	0	0	0	0	0	0	0	0	0	0	0	5	0			
PI	0	0	0	0	0	0	0	0	0	0	0	0	0	0	0	0	0	0	0	0	0	0	0	0	0	0	0	0	0	0	0	0	0	0	0			
CFC #02 Child and Family Connections Lake County Health Department 3010 Grand Avenue, 2nd Floor Waukegan, IL 60085 - Donna Musser																																						
CFC	714	196	234	284	0	0	0	458	46	0	0	18	47	8	0	0	0	0	0	41	9	5	0	0	0	0	0	0	0	0	0	0	0	0	0	0	714	0
DCFS	12	2	2	3	4	1	0	0	0	0	0	0	0	0	0	0	0	0	0	0	0	0	0	0	0	0	0	0	0	0	0	0	0	0	7	5		
EI	714	196	234	284	0	0	0	458	46	0	0	18	47	8	0	0	0	0	0	41	9	5	0	0	0	0	0	0	0	0	0	0	0	0	0	714	0	
LEA	375	2	2	22	187	147	15	63	312	1	0	3	3	13	0	0	0	0	4	4	5	2	69	210	7	3	0	23	15	41	26	349						
CFC #03 Child and Family Connections 27 South State Avenue Suite 101 Freeport, IL 61032 - Angela Hodges																																						
DCFS	27	9	7	5	1	5	0	0	0	0	0	0	0	0	0	0	0	0	0	0	0	0	0	0	0	0	0	0	0	0	0	0	0	0	21	6		
FCM	0	0	0	0	0	0	0	0	0	0	0	0	0	0	0	0	0	0	0	0	0	0	0	0	0	0	0	0	0	0	0	0	0	0	0	0		
HD	14	10	0	4	0	0	0	14	0	0	0	0	0	0	0	0	0	0	0	0	0	0	0	0	0	0	0	0	0	0	0	0	0	0	14	0		
HS/EHS	7	1	3	3	0	0	0	7	0	0	0	0	0	0	0	0	0	0	0	0	0	0	0	0	0	0	0	0	0	0	0	0	0	0	7	0		
LEA	4	0	0	0	3	1	0	0	4	0	0	0	0	0	0	0	0	0	0	0	0	0	4	0	0	0	0	0	0	0	0	0	0	0	4	0		
WIC	14	10	0	4	0	0	0	14	0	0	0	0	0	0	0	0	0	0	0	0	0	0	0	0	0	0	0	0	0	0	0	0	0	14	0			
CFC #04 Child and Family Connections 1551 East Fabyan Parkway Geneva, IL 60134 - Ellana Mavromatis																																						
CC	19	1	6	2	6	3	1	19	0	0	0	0	0	0	0	0	0	0	0	0	0	0	0	0	0	0	0	0	0	0	0	0	0	0	9	10		
CFC	29	7	9	4	3	3	3	24	5	0	0	0	4	1	0	0	0	0	0	0	0	0	0	0	0	0	0	0	0	0	0	0	0	0	20	9		
DCFS	24	5	9	6	4	0	0	0	0	0	0	0	0	0	0	0	0	0	0	0	0	0	0	0	0	0	0	0	0	0	0	0	0	0	20	4		
HD	12	0	6	4	3	0	0	10	1	0	0	0	0	0	0	0	0	0	0	0	0	0	0	0	0	0	0	0	0	0	0	0	0	10	3			
HFI	2	2	0	0	0	0	0	2	0	0	0	0	0	0	0	0	0	0	0	0	0	0	0	0	0	0	0	0	0	0	0	0	0	2	0			
HS/EHS	49	6	1	1	25	12	4	49	0	0	0	0	0	0	0	0	0	0	0	0	0	0	0	0	0	0	0	0	0	0	0	0	0	8	41			
HV	100	45	28	24	3	0	0	98	2	0	0	0	2	0	0	0	0	0	0	0	0	0	0	0	0	0	0	0	0	0	0	0	0	97	3			
LEA	548	2	3	21	331	180	11	147	400	0	0	2	8	6	0	0	0	0	0	0	0	1	121	195	0	0	0	28	8	61	26	522						
MFP	6	0	1	1	1	3	0	4	2	0	0	1	1	0	0	0	0	0	0	0	0	1	0	0	0	0	0	0	0	0	0	0	2	4				
PAT	117	34	43	40	0	0	0	113	4	0	0	0	2	0	0	0	0	0	0	0	0	0	0	0	0	0	0	0	0	0	0	0	0	117	0			

Screenings Reported by CFC/CPS/DCFS and Agencies Represented / FY2018 Q3

Agency Type	Total Screened	Ages (in Months)						Not Referred	Total Referred	Screenings of Children involved with DCFS			# of Children Ages 0 to 3 Referred to							# of Children Ages 3 to 5 Referred to					Sub-Totals							
		0-11	12-23	24-35	36-47	48-60	61+			In Intact	Children of Teen Wards	In Foster Care	LEA EI	LEA (ECSE)	PI (center-based)	Child Care Program	HV	Other Services	Multiple Services	Rescreening	LEA (ECSE)	PFA	HS	Child Care Program	Other HV	Multiple Services	Rescreening	Ages 0-35 mos.	Ages 36-61+ mos.			
CFC #05 Child and Family Connections 750 Warrenville Road Suite 300 Lisle, IL 60532 - Lori Orr																																
CC	0	0	0	0	0	0	0	0	0	0	0	0	0	0	0	0	0	0	0	0	0	0	0	0	0	0	0	0	0	0	0	0
CFC	39	4	10	7	10	8	0	30	9	0	0	0	5	4	0	0	0	0	0	0	0	0	0	0	0	0	0	0	0	0	21	18
DCFS	19	5	7	4	0	3	0	0	0	0	0	0	0	0	0	0	0	0	0	0	0	0	0	0	0	0	0	0	0	16	3	
LEA	685	27	39	114	351	131	23	254	431	1	0	3	14	38	0	0	0	0	0	2	0	7	155	174	0	0	0	37	2	33	180	505
CFC #06 Child and Family Connections 1835 West Central Road Arlington Heights, IL 60005 - Brenda DeVito																																
LEA	378	1	2	68	168	127	12	76	302	9	0	2	7	27	0	0	0	0	0	2	0	3	138	89	0	0	0	23	5	11	71	307
CFC #07 Child and Family Connections One Westbrook Corporate Center Suite 640 Westchester, IL 60154 - JoAnn Alferink																																
CFC	26	4	5	16	1	0	0	1	25	0	0	0	13	1	0	0	0	0	15	0	6	0	1	0	0	0	0	0	0	0	25	1
FCM	99	97	1	1	0	0	0	0	0	0	0	0	0	0	0	0	0	0	0	0	0	0	0	0	0	0	0	0	0	99	0	
HV	26	4	5	16	1	0	0	1	25	0	0	0	13	1	0	0	0	0	15	0	6	0	1	0	0	0	0	0	0	25	1	
LEA	322	0	0	53	182	86	1	137	185	1	0	2	0	15	0	0	0	0	0	14	0	8	32	103	0	2	0	6	0	5	53	269
MFP	517	59	87	98	117	120	36	508	9	0	0	0	1	0	0	0	0	0	0	2	0	0	0	4	0	0	2	0	0	244	273	
CFC #08 Branddecker Center Attn: Child and Family Connections 9455 South Hoyne Avenue Chicago, IL 60643 - Marlene Stroube																																
LEA	0	0	0	0	0	0	0	0	0	0	0	0	0	0	0	0	0	0	0	0	0	0	0	0	0	0	0	0	0	0	0	0
CFC #09 Child and Family Connections 5422 W. Roosevelt Road Chicago, IL 60644 - Grace Ortiz																																
FCM	278	257	19	2	0	0	0	0	0	0	0	0	0	0	0	0	0	0	0	0	0	0	0	0	0	0	0	0	0	0	278	0
CFC #12 Child and Family Connections Easter Seals Society of Metro Chicago 17300 South Ozark Avenue - North Bldg. Tinley Park, IL 60477 - Peter Byrne																																
HV	40	2	4	13	13	7	1	14	26	0	0	0	2	0	0	0	0	0	1	3	0	0	0	24	4	0	0	1	0	0	19	21
LEA	494	4	10	37	214	178	51	287	207	0	0	1	6	7	0	0	0	0	9	5	0	0	29	139	4	0	0	13	3	21	51	443
CFC #13 Child and Family Connections 130 S. Lafayette Street Suite 200 Macomb, IL 61455 - Chuck Farr																																
DCFS	28	9	13	2	3	1	0	0	0	0	0	0	0	0	0	0	0	0	0	0	0	0	0	0	0	0	0	0	0	24	4	
HV	11	0	3	8	0	0	0	8	3	0	0	0	0	0	0	0	0	0	0	3	0	0	0	0	0	0	0	0	0	11	0	
LEA	18	0	0	0	14	4	0	0	18	0	0	0	0	0	0	0	0	0	0	0	0	0	17	0	0	0	0	0	1	0	18	
PI	87	21	24	41	1	0	0	75	12	0	1	5	0	0	0	0	0	0	4	1	0	1	0	5	0	1	0	0	0	86	1	
CFC #14 Child and Family Connections 3000 W. Rohmann Ave. West Peoria, IL 61604 - Michelle Harr																																
CFC	28	0	2	8	9	9	0	19	9	0	0	0	6	1	0	0	0	0	0	0	0	4	4	0	0	0	0	0	0	1	10	18
DCFS	55	21	10	12	6	6	0	0	0	0	0	0	0	0	0	0	0	0	0	0	0	0	0	0	0	0	0	0	0	43	12	
EI	9	1	3	5	0	0	0	4	5	2	0	1	5	0	0	0	0	0	0	0	0	1	0	0	0	0	0	0	0	9	0	

Screenings Reported by CFC/CPS/DCFS and Agencies Represented / FY2018 Q3

Agency Type	Total Screened	Ages (in Months)						Not Referred	Total Referred	Screenings of Children involved with DCFS			# of Children Ages 0 to 3 Referred to							# of Children Ages 3 to 5 Referred to					Sub-Totals							
		0-11	12-23	24-35	36-47	48-60	61+			In Intact	Children of Teen Wards	In Foster Care	LEA EI	LEA (ECSE)	EHS	PI (center-based)	Child Care Program	HV	Other Services	Multiple Services	Rescreening	LEA (ECSE)	PFA	HS	Child Care Program	HV	Other Services	Multiple Services	Rescreening	Ages 0-35 mos.	Ages 36-61+ mos.	
HS/EHS	1	0	0	0	0	1	0	1	0	0	0	0	0	0	0	0	0	0	0	0	0	0	0	0	0	0	0	0	0	0	0	1
LEA	254	4	7	39	133	60	11	71	183	0	0	5	2	4	0	0	0	1	4	0	13	24	82	1	0	0	24	14	27	50	204	
MFP	4	0	0	0	3	1	0	4	0	0	0	0	0	0	0	0	0	0	0	0	0	0	0	0	0	0	0	0	0	0	4	
PI	29	2	3	3	18	3	0	2	27	0	0	0	1	1	0	0	0	1	0	0	5	6	9	0	0	0	2	0	2	8	21	
CFC #15 Child and Family Connections Serv. Will, Grundy, Kankakee Cnties, Inc 2300 Glenwood Ave. Joliet, IL 60435 - Rachel Cimino																																
CC	4	0	0	0	2	2	0	4	0	0	0	0	0	0	0	0	0	0	0	0	0	0	0	0	0	0	0	0	0	0	4	
CFC	6	1	0	5	0	0	0	5	1	0	0	1	0	0	0	0	0	0	0	0	0	0	0	0	0	0	0	0	0	6	0	
DCFS	53	17	11	15	2	8	0	0	0	0	0	0	0	0	0	0	0	0	0	0	0	0	0	0	0	0	0	0	43	10		
EI	22	2	5	6	6	3	0	10	12	0	0	0	8	0	0	0	0	0	0	0	1	0	0	0	3	0	0	0	0	13	9	
HS/EHS	24	2	5	6	8	3	0	22	2	0	0	2	0	0	0	0	0	0	0	0	0	0	0	0	0	0	0	0	13	11		
HV	108	33	36	40	0	0	0	84	24	0	0	24	0	0	0	0	0	0	0	0	0	0	0	0	0	0	0	0	109	0		
LEA	1313	11	14	105	588	464	128	740	570	0	0	0	7	13	0	0	0	0	4	0	6	148	385	0	19	3	23	6	113	130	1180	
CFC #16 Child and Family Connections 103 S. Country Fair Drive Champaign, IL 61821 - Maggie Jones																																
DCFS	48	15	13	13	4	3	0	0	0	0	0	0	0	0	0	0	0	0	0	0	0	0	0	0	0	0	0	0	41	7		
EI	45	15	15	15	0	0	0	8	37	0	0	5	9	1	0	0	0	0	0	0	27	0	0	0	0	0	0	0	45	0		
HC	134	0	0	47	68	50	1	23	112	0	0	3	6	2	1	0	0	0	21	0	6	1	39	0	0	0	1	0	17	47	119	
HD	134	0	0	47	68	50	1	23	112	0	0	3	6	2	1	0	0	0	21	0	6	1	39	0	0	0	1	0	17	47	119	
HS/EHS	19	5	1	3	5	5	0	11	8	0	0	1	0	0	0	0	0	0	1	0	4	1	0	0	0	0	0	2	9	10		
LEA	138	0	1	5	85	42	5	8	130	0	0	2	0	0	0	0	0	0	0	0	4	24	98	0	0	0	4	0	4	6	132	
MIECHV	7	2	0	0	2	3	0	7	0	0	0	0	0	0	0	0	0	0	0	0	0	0	0	0	0	0	0	0	2	5		
PI	13	0	1	4	7	1	0	2	11	0	0	0	0	0	0	0	0	0	0	0	4	3	0	0	0	0	0	0	4	5	8	
CFC #17 Child and Family Connections 510 Maine Street Suite 615 Quincy, IL 62301 - Michelle Schwanke & Ashley Edwards																																
DCFS	28	6	9	5	4	4	0	0	0	0	0	0	0	0	0	0	0	0	0	0	0	0	0	0	0	0	0	0	0	20	8	
HV	0	0	0	0	0	0	0	0	0	0	0	0	0	0	0	0	0	0	0	0	0	0	0	0	0	0	0	0	0	0	0	
CFC #18 Child and Family Connections Sangamon Co. Public Health Department 2833 South Grand Avenue, East Springfield, IL 62703 - Lisa McGlothlin																																
CFC	5	0	3	2	0	0	0	3	2	0	0	0	2	0	0	0	0	0	0	0	0	0	0	0	0	0	0	0	5	0		
DCFS	26	9	10	6	1	0	0	0	0	0	0	0	0	0	0	0	0	0	0	0	0	0	0	0	0	0	0	0	25	1		
PI	13	2	10	1	0	0	0	6	7	0	0	0	4	0	0	0	0	4	0	1	0	0	0	0	0	0	0	0	13	0		
CFC #19 Child and Family Connections c/o Macon County Mental Health Board 132 South Water, Suite 604 Decatur, IL 62523 - Debbie Floyd																																
DCFS	49	9	21	8	7	4	0	0	0	0	0	0	0	0	0	0	0	0	0	0	0	0	0	0	0	0	0	0	38	11		

Screenings Reported by CFC/CPS/DCFS and Agencies Represented / FY2018 Q3

Agency Type	Total Screened	Ages (in Months)							Not Referred	Total Referred	Screenings of Children involved with DCFS			# of Children Ages 0 to 3 Referred to								# of Children Ages 3 to 5 Referred to					Sub-Totals					
		0-11	12-23	24-35	36-47	48-60	61+	In Intact			Children of Teen Wards	In Foster Care	LEA EI	LEA (ECSE)	EHS	PI (center-based)	Child Care Program	HV	Other Services	Multiple Services	Rescreening	LEA (ECSE)	PFA	HS	Child Care Program	HV	Other Services	Multiple Services	Rescreening	Ages 0-35 mos.	Ages 36-61+ mos.	
HS/EHS	47	12	14	21	0	0	0	47	0	8	1	1	0	0	0	0	0	0	0	0	0	0	0	0	0	0	0	0	0	47	0	
LEA	949	2	28	214	342	176	187	316	634	0	0	0	14	7	1	0	0	0	0	0	72	510	4	0	0	37	13	2	244	705		
CFC #20 Child and Family Connections 1901 S. 4th St. Suite 209 Effingham, IL 62401 - Rita Wahl																																
CFC	37	6	17	14	0	0	0	28	9	28	0	0	9	0	0	0	0	0	0	0	0	0	0	0	0	0	0	0	0	37	0	
DCFS	39	12	10	11	4	2	0	0	0	0	0	0	0	0	0	0	0	0	0	0	0	0	0	0	0	0	0	0	33	6		
LEA	706	14	25	84	219	138	226	454	286	1	0	1	10	3	0	0	0	0	1	1	0	2	59	153	16	0	0	2	0	5	123	583
CFC #21 Child and Family Connections 4 Eagle Center Suite #4 O'Fallon, IL 62269 - Nicole Van Hise																																
DCFS	84	20	23	22	8	11	0	0	0	0	0	0	0	0	0	0	0	0	0	0	0	0	0	0	0	0	0	0	65	19		
HV	20	5	10	5	0	0	0	14	6	0	0	0	0	0	0	0	0	6	0	0	0	0	0	0	0	0	0	0	20	0		
LEA	422	42	44	74	189	63	10	181	213	0	0	4	6	10	0	0	5	0	2	0	5	25	168	1	13	0	5	11	0	160	262	
PI	36	9	16	11	0	0	0	28	8	0	0	0	1	0	0	0	0	7	0	0	0	0	0	0	0	0	0	0	36	0		
WIC	778	275	189	136	104	74	0	773	5	0	0	5	0	0	0	0	0	0	0	0	0	0	0	0	0	0	0	0	600	178		
CFC #22 Child and Family Connections 101 South Lincoln Centralia, IL 62801 - Bill Ferguson																																
CC	151	18	44	30	36	22	1	48	103	0	0	0	14	0	0	0	57	0	0	14	59	3	0	0	42	0	0	5	42	92	59	
DCFS	33	9	8	6	7	3	0	0	0	0	0	0	0	0	0	0	0	0	0	0	0	0	0	0	0	0	0	0	23	10		
EI	28	6	8	14	0	0	0	22	6	0	0	0	3	0	0	0	0	0	3	0	0	0	0	0	0	0	0	0	28	0		
HS/EHS	54	11	10	12	15	3	2	11	42	0	0	0	3	0	35	0	0	0	0	1	12	4	3	3	0	0	0	0	33	20		
HV	14	7	5	1	1	0	0	14	0	0	0	0	0	0	0	0	0	0	0	0	0	0	0	0	0	0	0	0	13	1		
LEA	480	4	10	139	160	107	60	400	80	0	0	0	3	0	1	0	0	0	1	2	1	5	57	5	0	0	6	4	1	153	327	
CFC #23 Child and Family Connections c/o WOVSED 800 S. Division, P.O. Box 320 Norris City, IL 62869 - Kathy Murphy																																
CC	33	2	9	9	7	6	0	0	33	0	0	0	6	0	0	0	20	0	0	6	20	2	0	0	13	0	0	5	13	20	13	
CFC	47	8	15	12	5	7	0	24	23	0	0	0	0	0	0	5	0	0	0	11	1	0	0	11	0	0	1	11	35	12		
DCFS	17	3	6	6	2	0	0	0	0	0	0	0	0	0	0	0	0	0	0	0	0	0	0	0	0	0	0	0	15	2		
DT	0	0	0	0	0	0	0	0	0	0	0	0	0	0	0	0	0	0	0	0	0	0	0	0	0	0	0	0	0	0		
HS/EHS	315	24	60	64	69	98	0	311	4	0	0	0	2	0	0	0	0	0	0	0	0	0	1	0	0	1	0	0	148	167		
LEA	155	6	9	23	94	22	1	4	151	0	0	0	7	2	0	0	27	0	0	8	32	4	104	0	8	0	0	63	69	38	117	
PI	5	0	1	3	1	0	0	4	1	0	0	0	1	0	0	0	0	0	0	0	0	0	0	0	0	0	0	0	4	1		
WIC	35	34	1	0	0	0	0	28	7	0	0	0	1	0	0	0	0	0	1	0	5	0	0	0	0	0	0	0	35	0		
CFC #24 Child and Family Connections c/o Archway, Inc. 2751 W. Main, P.O. Box 1180 Carbondale, IL 62901-1180 - Deanna Cruse																																
CC	49	6	6	8	12	17	0	2	47	0	0	0	4	0	0	0	18	0	0	18	18	4	0	0	29	0	0	29	29	20	29	

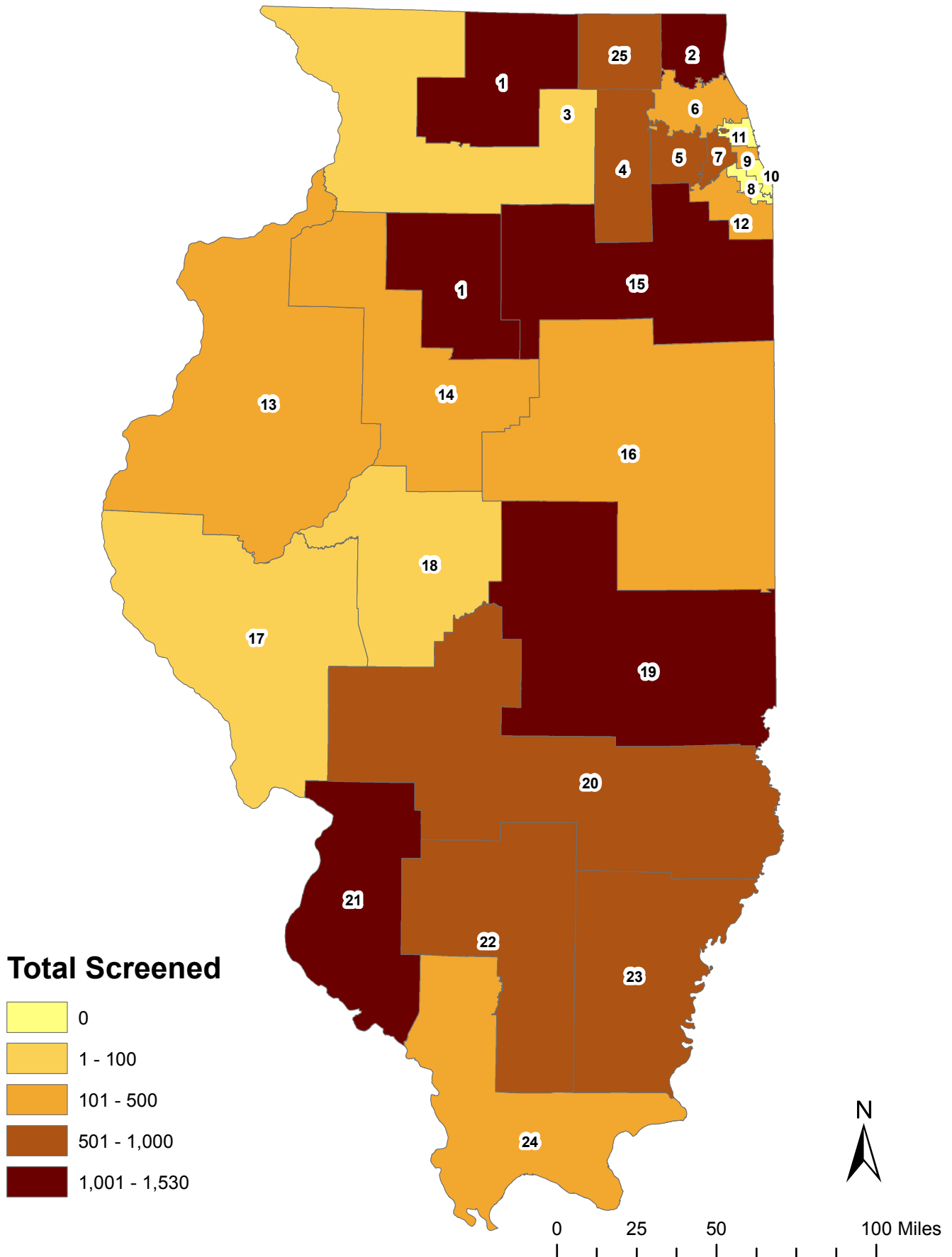
Screenings Reported by CFC/CPS/DCFS and Agencies Represented / FY2018 Q3

Agency Type	Total Screened	Ages (in Months)						Not Referred	Total Referred	Screenings of Children involved with DCFS			# of Children Ages 0 to 3 Referred to								# of Children Ages 3 to 5 Referred to					Sub-Totals						
		0-11	12-23	24-35	36-47	48-60	61+			In Intact	Children In Family Services	Teen Wards	In Foster Care	LEA EI	LEA (ECSE)	EHS	PI (center-based)	Child Care Program	HV	Other Services	Multiple Services	Rescreening	LEA (ECSE)	PFA	HS	Child Care Program	HV	Other Services	Multiple Services	Rescreening	Ages 0-35 mos.	Ages 36-61+ mos.
CFC	24	1	3	8	3	6	3	23	1	0	0	0	1	0	0	0	0	0	0	0	0	0	0	0	0	0	0	0	0	0	12	12
DCFS	15	5	6	3	0	1	0	0	0	0	0	0	0	0	0	0	0	0	0	0	0	0	0	0	0	0	0	0	0	14	1	
DT	0	0	0	0	0	0	0	0	0	0	0	0	0	0	0	0	0	0	0	0	0	0	0	0	0	0	0	0	0	0	0	
EI	24	1	3	8	3	6	3	23	1	0	0	0	1	0	0	0	0	0	0	0	0	0	0	0	0	0	0	0	12	12		
HS/EHS	31	0	0	0	14	10	7	31	0	0	0	2	0	0	0	0	0	0	0	0	0	0	0	0	0	0	0	0	0	0	31	
HV	85	20	21	30	8	6	0	81	4	0	0	0	3	0	0	0	0	0	0	0	0	0	1	0	0	0	0	0	71	14		
LEA	93	2	10	24	40	15	2	1	92	0	0	0	3	0	0	0	0	8	2	7	8	3	72	22	0	0	3	20	4	36	57	
PI	17	4	9	4	0	0	0	13	4	0	0	0	0	0	3	0	1	0	0	0	0	0	0	0	0	0	0	0	17	0		
CFC #25 Child and Family Connections Options & Advocacy for McHenry Co. 365 Millennium Drive, Suite A Crystal Lake, IL 60012 - Karen Rios																																
CC	226	4	18	29	18	157	0	212	14	0	0	0	3	0	0	0	0	0	0	0	0	11	0	0	0	0	0	0	0	51	175	
DCFS	17	5	8	3	0	1	0	0	0	0	0	0	0	0	0	0	0	0	0	0	0	0	0	0	0	0	0	0	16	1		
EI	221	57	91	73	0	0	0	0	221	0	0	0	0	0	0	0	0	0	0	0	0	0	0	0	0	0	0	0	221	0		
HS/EHS	9	0	0	0	3	3	3	6	0	0	0	0	0	0	0	0	0	0	0	0	0	0	0	0	0	0	0	0	0	9		
LEA	176	11	1	26	89	44	5	34	142	0	0	1	0	3	1	3	1	10	7	2	2	30	83	0	0	0	5	4	9	38	138	
Chicago Health Department / Clinics , -																																
DCFS	122	28	29	40	19	6	0	0	0	0	0	0	0	0	0	0	0	0	0	0	0	0	0	0	0	0	0	0	97	25		
Chicago Public Schools, Exec Director Office of Diverse Learner Supprt & Services 42 West Madison St. 2nd Floor Chicago, IL 60602 - Vacant																																
LEA	822	36	74	145	266	178	80	517	113	0	0	0	21	0	0	0	0	0	0	0	65	92	0	0	0	0	0	0	127	255	524	
DCFS/Erikson Institute Statewide 451 North LaSalle Street Chicago, IL 60654 - Andria Goss																																
DCFS	449	173	106	128	20	11	11	0	0	153	0	0	183	13	60	0	0	51	25	23	150	45	0	51	0	0	7	9	2	407	42	

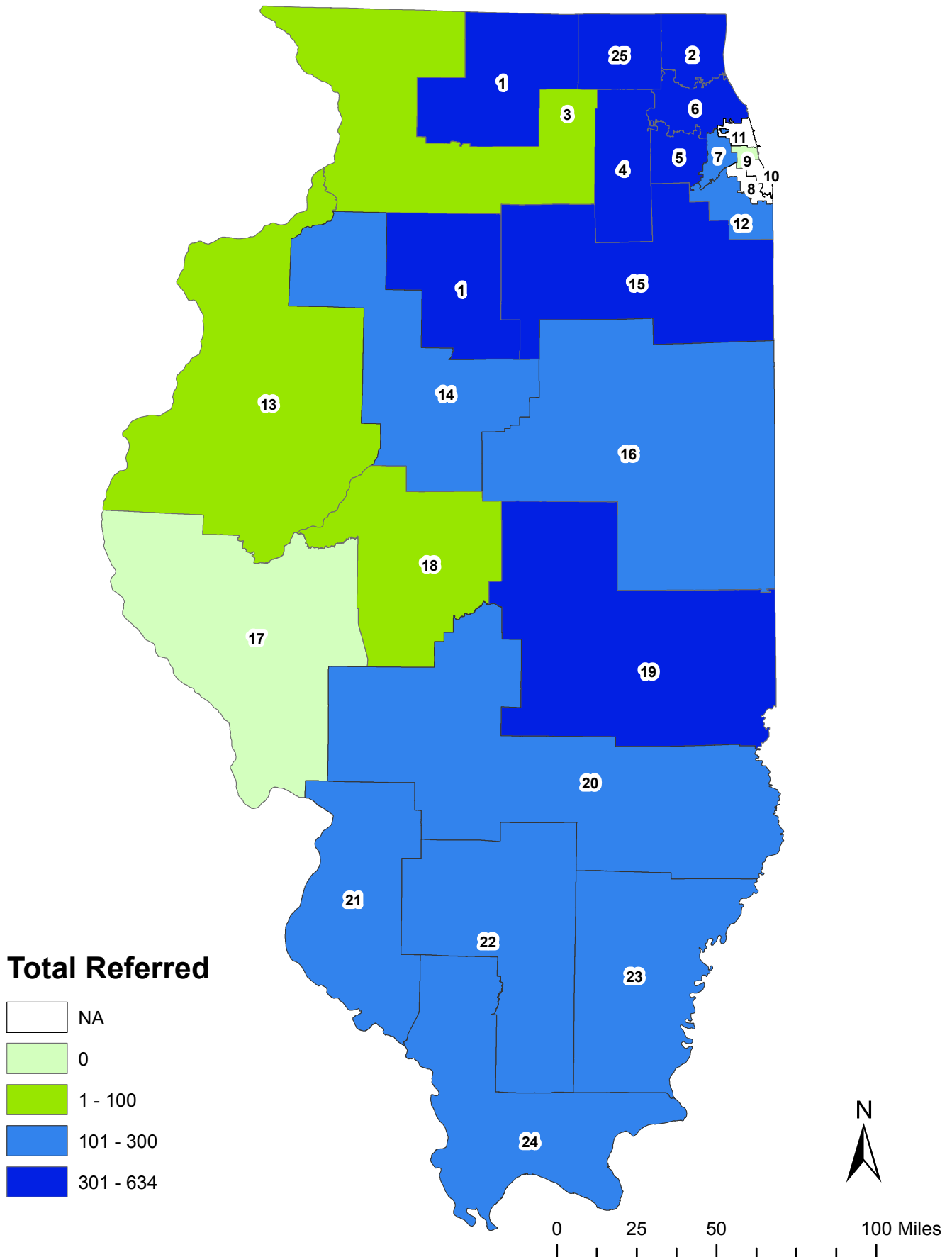
Screenings Reported by CFC/CPS/DCFS and Screening Tools Utilized / FY2018 Q3

Screening Tool	Total Screened	Ages (in Months)							Not Referred	Total Referred	Screenings of Children involved with DCFS			# of Children Ages 0 to 3 Referred to								# of Children Ages 3 to 5 Referred to						
		0-11	12-23	24-35	36-47	48-60	61+	In Intact Family Services			Children of Teen Wards	In Foster Care	LEA EI	LEA (ECSE)	EHS	PI (center-based)	Child Care Program	HV	Other Services	Multiple Services	Rescreening	LEA (ECSE)	PFA	HS	Child Care Program	Other HV Services	Multiple Services	Rescreening
BRIG-3	38	0	0	0	34	4	0	38	0	0	0	0	0	0	0	0	0	0	0	0	0	0	0	0	0	0	0	0
DIAL	58	0	0	5	33	20	0	34	23	0	0	0	0	4	0	0	0	0	0	0	0	12	0	0	0	0	0	7
DIAL-4	165	0	2	4	105	47	7	68	97	0	0	0	3	2	0	0	0	0	0	0	57	40	0	0	0	0	8	4
ESI	2	0	0	0	1	1	0	1	1	0	0	0	0	0	0	0	0	0	0	0	0	0	0	0	0	0	1	
Play-Based	79	0	0	0	48	28	3	31	47	0	0	0	0	0	0	0	0	0	0	0	28	7	0	0	0	0	12	
PLS	76	0	0	0	54	19	3	36	39	0	0	0	0	0	0	0	0	0	0	0	25	13	0	0	0	0	8	9
Speed DIAL-4	58	0	0	4	35	19	0	3	55	0	0	0	0	0	0	0	0	0	0	0	0	31	0	0	0	22	0	2
CFC #05 Child and Family Connections 750 Warrenville Road Suite 300 Lisle, IL 60532 - Lori Orr																												
ASQ	86	0	0	2	61	22	1	16	70	0	0	0	5	1	0	0	0	0	0	0	38	31	0	0	0	0	0	0
ASQ-3	316	26	36	87	124	39	4	136	180	1	0	2	14	29	0	0	0	0	0	0	80	41	0	0	0	5	0	12
ASQ:SE	108	23	31	30	16	6	2	85	23	0	0	0	8	0	0	0	0	0	0	0	3	10	0	0	0	0	2	0
ASQ:SE-2	70	0	1	27	36	5	1	54	16	0	0	0	4	2	0	0	0	0	0	0	1	4	0	0	0	1	0	11
BRIG	8	0	0	1	5	2	0	6	2	0	0	0	0	0	0	0	0	0	0	0	0	2	0	0	0	0	0	0
CIP	37	0	0	7	17	10	3	7	30	0	0	0	0	1	0	0	0	0	0	0	6	17	0	0	0	0	0	4
DECA I/T - DECA-C	0	0	0	0	0	0	0	0	0	0	0	0	5	0	0	0	0	0	0	0	0	0	0	0	0	0	0	0
DIAL	85	1	3	2	51	21	7	24	61	0	0	1	0	2	0	0	0	0	0	0	2	47	0	0	0	1	0	9
DIAL-4	190	0	0	14	121	48	7	71	119	0	0	2	0	5	0	0	0	0	0	2	38	67	0	0	0	23	2	7
ESI-R	0	0	0	0	0	0	0	0	0	0	0	0	5	0	0	0	0	0	0	0	0	0	0	0	0	0	0	0
PLS	8	0	0	1	5	2	0	6	2	0	0	0	0	0	0	0	0	0	0	0	0	2	0	0	0	0	0	0
Pre-IPT	14	0	0	0	9	3	2	6	8	0	0	0	0	0	0	0	0	0	0	0	3	3	0	0	0	0	2	0
Speed DIAL-4	32	0	0	2	20	8	2	8	24	0	0	0	0	0	0	0	0	0	0	0	0	14	0	0	0	9	0	1
CFC #06 Child and Family Connections 1835 West Central Road Arlington Heights, IL 60005 - Brenda DeVito																												
ASQ	41	0	0	13	16	7	5	10	31	0	0	0	6	5	0	0	0	0	0	0	6	14	0	0	0	0	1	1
ASQ-3	50	0	0	18	17	15	0	11	39	0	0	0	0	7	0	0	0	0	0	0	32	0	0	0	0	0	0	0
ASQ:SE	14	0	0	6	5	2	1	2	12	0	0	0	0	5	0	0	0	0	0	0	6	2	0	0	0	0	1	0
BRIG	16	0	2	3	7	4	0	12	4	0	0	0	0	0	0	0	0	0	0	0	3	1	0	0	0	0	0	0
DIAL	47	0	0	24	10	11	2	21	26	0	0	0	0	13	0	0	0	0	0	0	7	0	0	0	0	0	0	4
DIAL-4	178	1	0	8	91	69	9	26	152	9	0	2	1	2	0	0	0	0	0	2	91	30	0	0	0	17	2	7
ESI	4	0	0	0	2	2	0	2	2	0	0	0	0	0	0	0	0	0	0	0	1	1	0	0	0	0	0	0
Social His	13	0	0	6	4	3	0	0	13	0	0	0	6	0	0	0	0	0	0	0	3	4	0	0	0	0	0	0
Speed DIAL-4	75	0	0	9	40	26	0	3	72	0	0	0	6	0	0	0	0	0	0	0	3	55	0	0	0	6	2	0

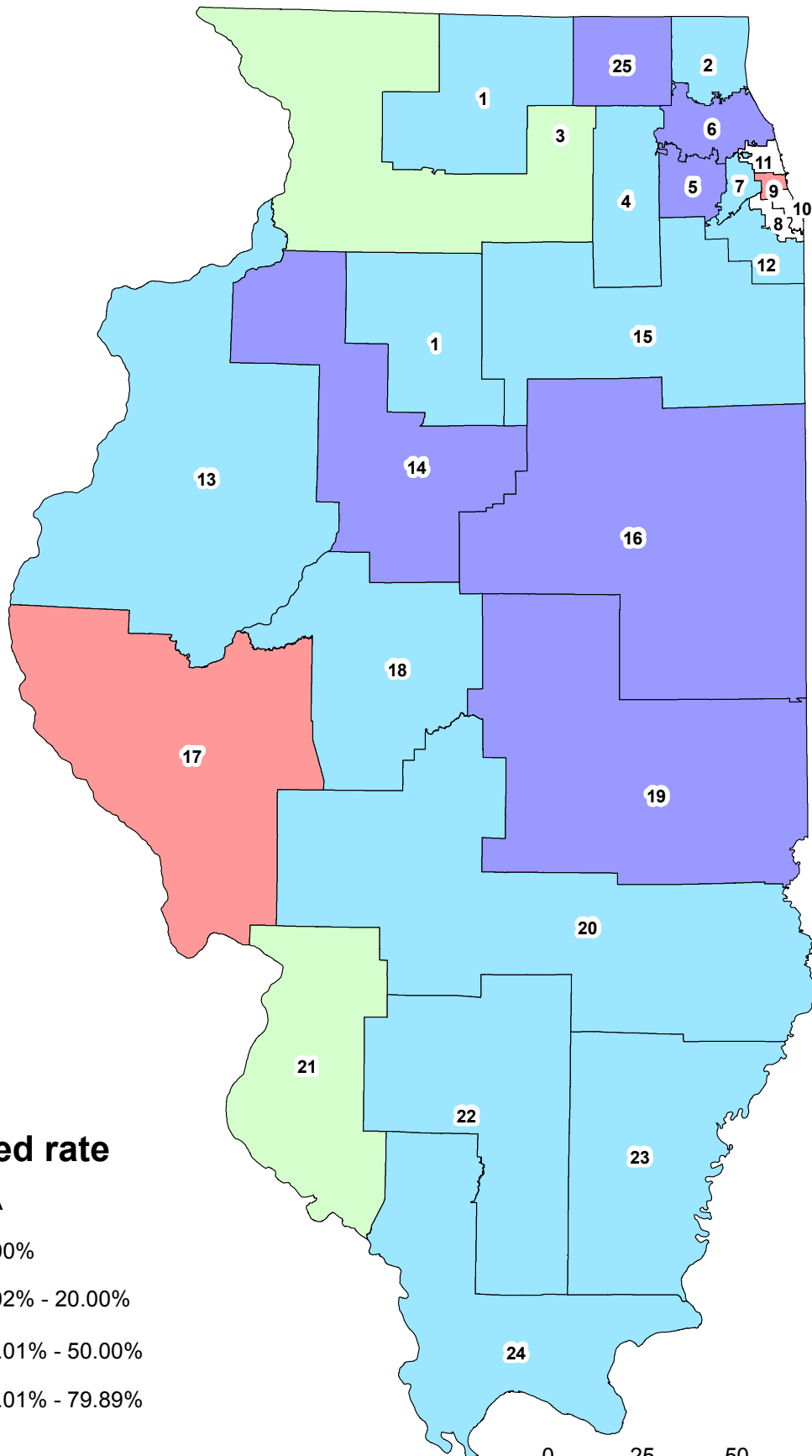
0-5 Child Find Screening FY2018 Q3 Total Screened by CFC region



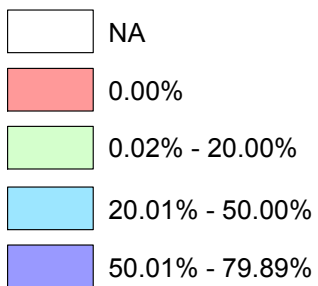
0-5 Child Find Screening FY2018 Q3 Total Referred by CFC region



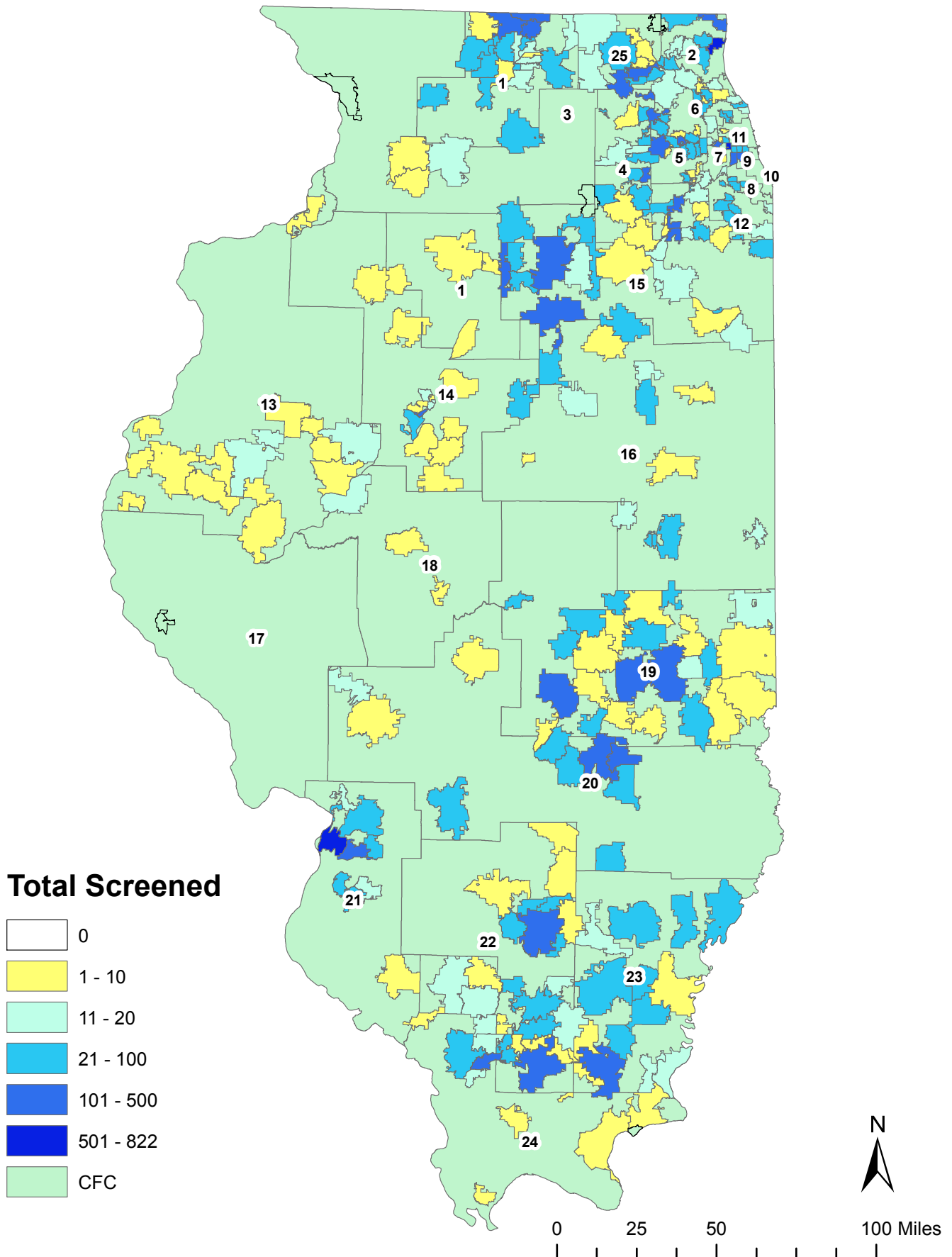
0-5 Child Find Screening FY2018 Q3 Referred Rate (Total Referred/Total Screened)



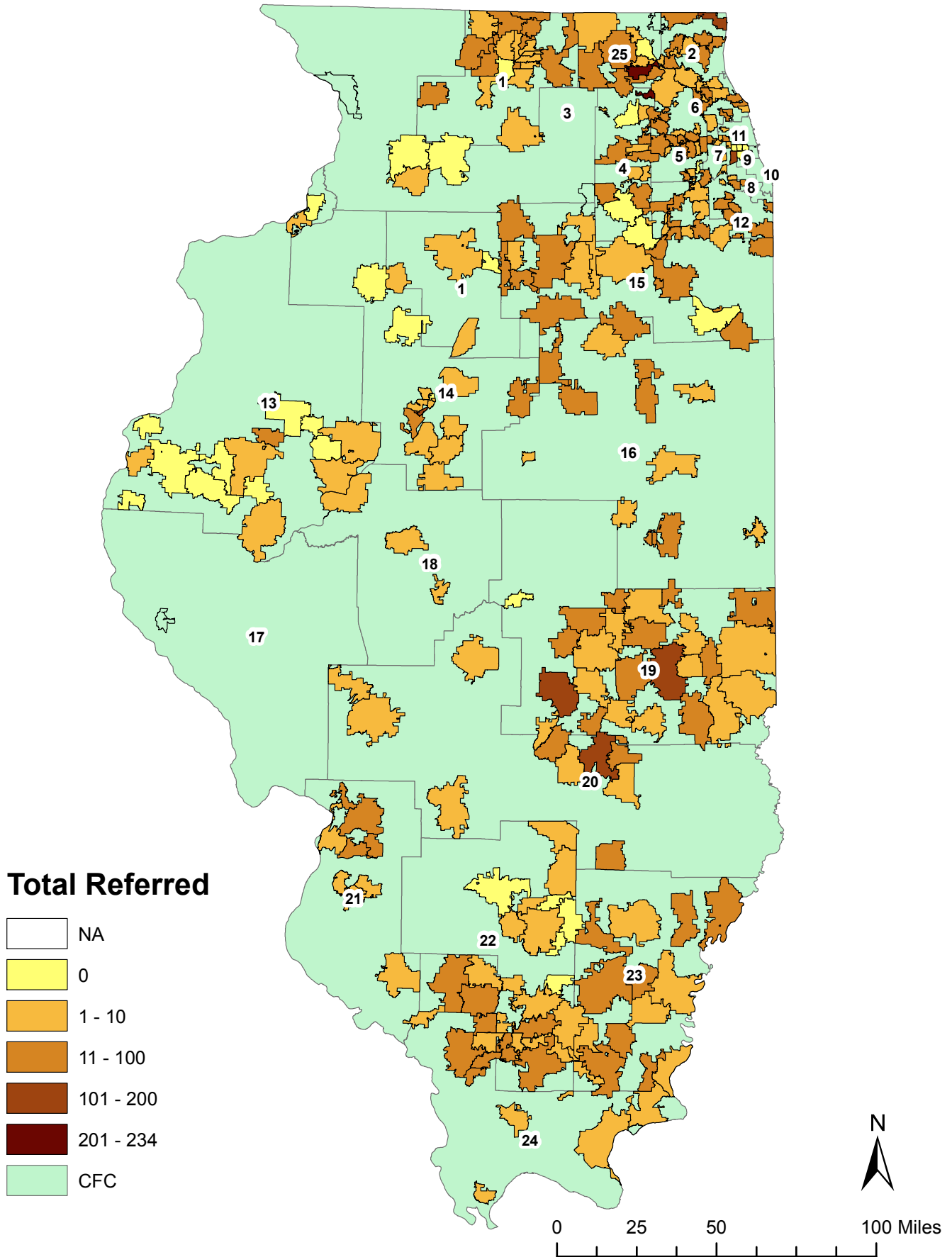
Referred rate



0-5 Child Find Screening FY2018 Q3 Total Screened by Zip Code



0-5 Child Find Screening FY2018 Q3 Total Referred by Zip Code



0-5 Child Find Screening FY2018 Q3 Referral Rate (Total Referred/Total Screened)

